APPENDIX A

Demonstration of Sufficient Progress

Paideia Academy South Phoenix Demonstration of Adequate Progress –

In order for the request to be considered by the Board, the charter holder must:

1. Meet or demonstrate sufficient progress toward the level of adequate academic performance as set and modified periodically by the Board. – This is Paideia Academy South Phoenix first year and therefore has no state assessment data available. However, the school is participating in the Arizona Charter School Association Quality Schools Program and has gathered student achievement data using the Galileo assessment tool. The following graphs represent growth in math and reading in every grade level.
    a. Math and Reading Scores from Galileo assessments

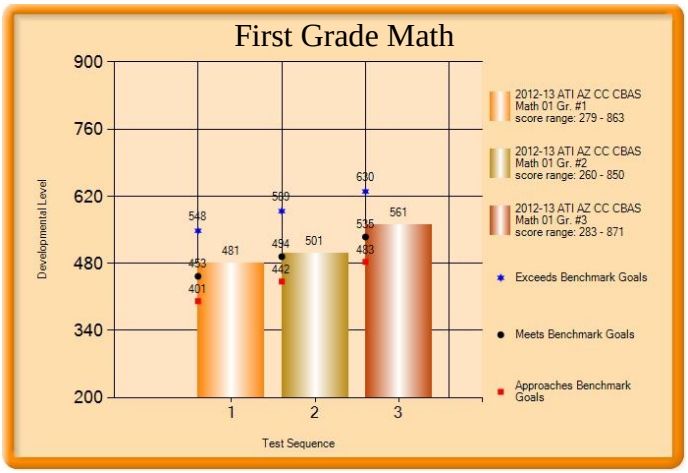

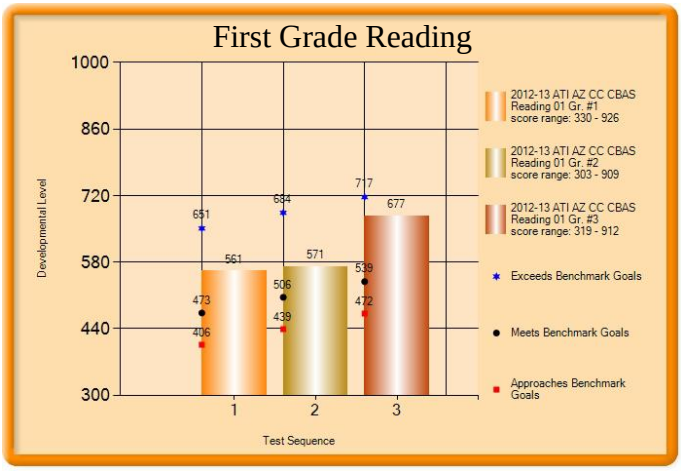

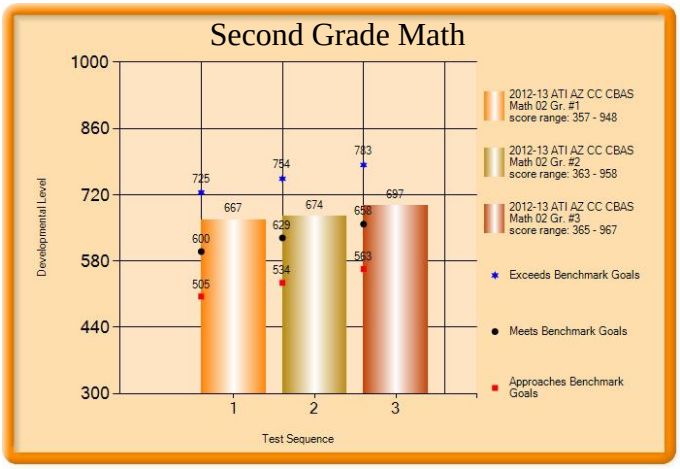

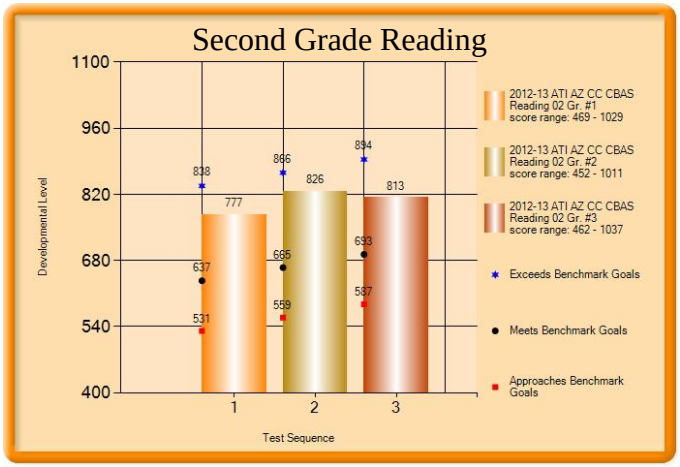

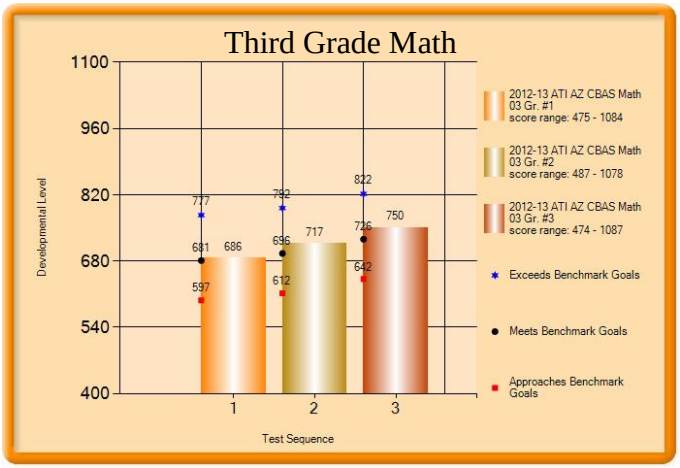

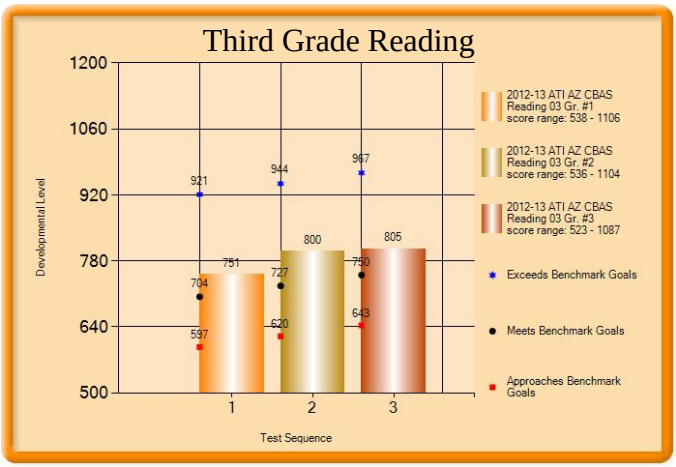

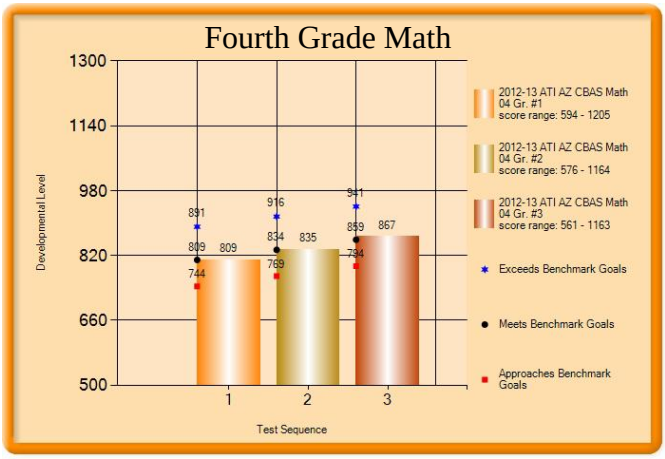
Fourth Grade Math
Developmental Level
1300
1140
980
820
660
500
891
809
809
744
916
834
835
769
941
859
867
794
1
2
3
Test Sequence
2012-13 ATI AZ CBAS Math 04 Gr. #1 score range: 594 - 1205
2012-13 ATI AZ CBAS Math 04 Gr. #2 score range: 576 - 1164
2012-13 ATI AZ CBAS Math 04 Gr. #3 score range: 561 - 1163
Exceeds Benchmark Goals
Meets Benchmark Goals
Approaches Benchmark Goals

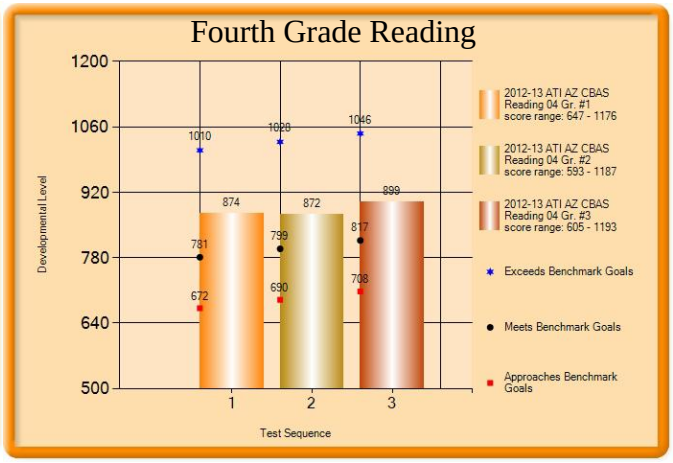
Fourth Grade Reading
Developmental Level
1200
1060
920
780
640
500
1010
874
781
672
1028
872
799
690
1046
899
817
708
1
2
3
Test Sequence
2012-13 ATI AZ CBAS Reading 04 Gr. #1 score range: 647 - 1176
2012-13 ATI AZ CBAS Reading 04 Gr. #2 score range: 593 - 1187
2012-13 ATI AZ CBAS Reading 04 Gr. #3 score range: 605 - 1193
Exceeds Benchmark Goals
Meets Benchmark Goals
Approaches Benchmark Goals

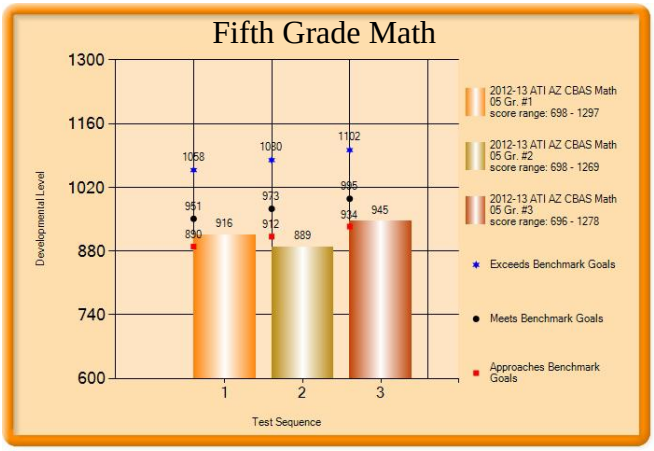
Fifth Grade Math
Developmental Level
1300
1160
1020
880
740
600
1058
951
890
916
1080
973
912
889
1102
995
934
945
1
2
3
Test Sequence
2012-13 ATI AZ CBAS Math 05 Gr. #1 score range: 698 - 1297
2012-13 ATI AZ CBAS Math 05 Gr. #2 score range: 698 - 1269
2012-13 ATI AZ CBAS Math 05 Gr. #3 score range: 696 - 1278
Exceeds Benchmark Goals
Meets Benchmark Goals
Approaches Benchmark Goals

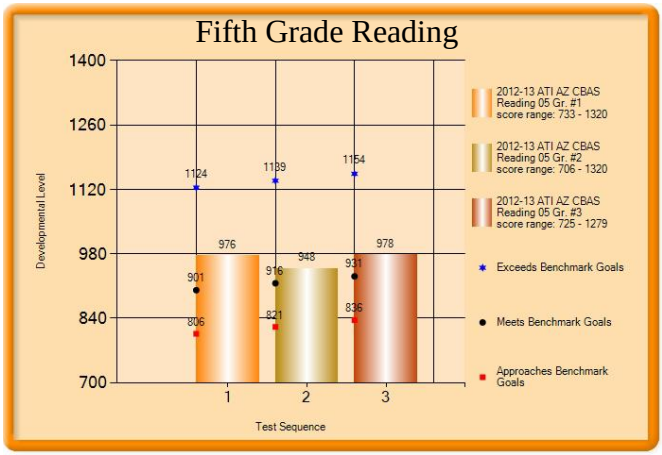
Fifth Grade Reading
Developmental Level
1400
1260
1120
980
840
700
1124
901
806
976
1139
916
821
948
1154
931
836
978
1
2
3
Test Sequence
2012-13 ATI AZ CBAS Reading 05 Gr. #1 score range: 733 - 1320
2012-13 ATI AZ CBAS Reading 05 Gr. #2 score range: 706 - 1320
2012-13 ATI AZ CBAS Reading 05 Gr. #3 score range: 725 - 1279
Exceeds Benchmark Goals
Meets Benchmark Goals
Approaches Benchmark Goals