

AGENDA ITEM EXECUTIVE SUMMARY: School Location and Enrollment Cap Increase Amendment Request

Request

Pan-American Elementary Charter School (“Charter Holder”) submitted a School Location Amendment Request, changing the physical address currently on file with the Board for a school under their charter, Pan-American Charter School (“School”), from 3001 West Indian School Road Phoenix, AZ 85017 to 83rd Avenue & Thomas Rd. Phoenix, AZ, 85037 and an expansion request to increase the enrollment cap from 850 to 1,300, beginning in FY 2020. This enrollment cap accounts for 3 years of projected student enrollment.

See Appendix A: Amendment Request Materials and Support Materials.

The Charter Holder is constructing a new larger campus that will consolidate all three of its current locations into one “single master-planned site”. The 1,300 student population is tentatively planned to be housed at two new campuses built on a single site located on the southwest corner of 83rd Avenue and Thomas Road, maintaining two separate buildings for the K-8 and 9-12 populations. The Charter Holder has experienced a 90% student retention rate of over the last two years. “The school does not expect to see a significant loss of enrollment due to the move and calculates that it will retain a minimum of 90% of its present students.” Marketing will “rely heavily on previously proven in-person recruitment. ‘Street Team’ marketing, made up of school staff and parents would be utilized to advertise in neighborhoods, parks and community events” and social media. The Charter Holder anticipates hiring seven new staff members in FY 2020, including new teachers for grades 7-9, a specialty staff member, a special education teacher, and an EL teacher. These staff members will commonly be recruited through referrals from current staff, but also through professional networking and we-based staffing platforms.

Three Year Plan

	FY 2019	FY 2020	FY 2021	FY 2022
Grade Levels	K-12	K-12	K-12	K-12
Enrollment	765	823	954	1100

Staff Recommendation

The Charter Holder has met the criteria to receive a staff recommendation for expansion.

Staff Recommendation Criteria	Analysis
In operation for three years.	The Charter Holder has been in operation for 18 years.
“Meets the Board’s Operational Performance Expectations” based on the dashboards for the most recent two prior years and the current year.	The Charter Holder received an Overall Rating of “Meets” the Board’s Operational Performance Expectations.
“Meets the Board’s Financial Performance Expectations” based on the most recent dashboard.	The Charter Holder “Meets” the Financial Performance Expectations.
Past enrollment trends indicate the charter will exceed its enrollment cap within the next three years.	ADM in FY 2017 was 613.86, in FY 2018 was 663.973 and in FY 2019 was 721.223 (as of January 9, 2019). This trend indicates that the charter will exceed its enrollment cap in the next 3 years.
ADM is within 85% of current enrollment cap.	According to ADE School Finance, the Charter Holder currently has and ADM is 721.223. The charter holder is currently operating at 85% of its current enrollment cap of 850.
Each school operated by the charter holder: Performs at or above the average	Pan-American Charter School performs at or above the average performance of schools within a five-mile radius of the proposed location in ELA and Math.



performance of a majority of schools within a five-mile radius of the school's location.

Information regarding nearby schools is provided on page 2.

Profile

The Charter Holder was granted a renewal charter in 2015.

Governance

Corporate Board Members	School Governing Body Members	Type
Luis Pasos	Bill Agrios	Charter Organization
Marta Pasos	Maira Bermudez	Charter Organization
Todd Wade	Luis Pasos	Charter Organization
	Marta Pasos	Charter Organization
	Gloria Villa	Charter Organization
	Todd Wade	Charter Organization

School Profile

School Name	Pan-American Charter School		
Date Open	September 2001		
Location	Phoenix		
Grades Served	K-12		
FY 18 Letter Grade	C		
	FY 16	FY 17	FY 18
ELA AzMERIT (41% ⁺)	30%	36%	33%
Math AzMERIT (41% ⁺)	30%	34%	38%
Science AIMS (52% ⁺)	51%	57%	42%

**FY 18 State Average Passing*

Additional School Choices Serving Grades K-12 within 5 Miles of Pan-American Charter School (Proposed Location)

Total Schools	FY 18 Letter Grade	Total Charter Schools	FY 18 State Assessment Data Greater than State Average			Subgroups within (±5%) of Charter Holder's Subgroup Data		
			ELA (>41%)	Math (>41%)	Science (>52%)	FRL (±5%)	ELL (±5%)	SPED (±5%)
3	A	0	2	2	2	*	1	2
21	B	6	1	2	4	*	7	18
39	C	5	0	1	4	*	10	37
17	D	2	0	0	0	*	2	16
1	F	1	0	0	0	*	1	0
5	NR	1	0	2	0	*	3	5

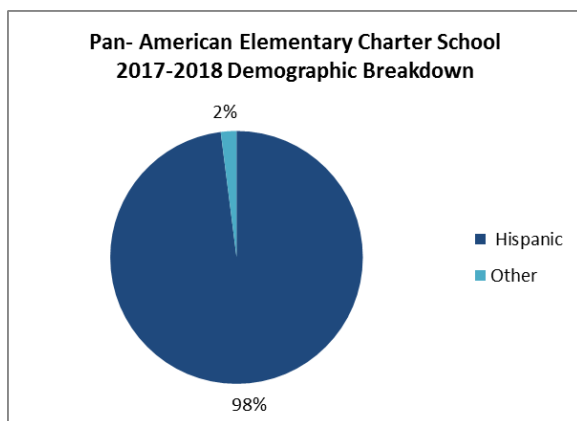
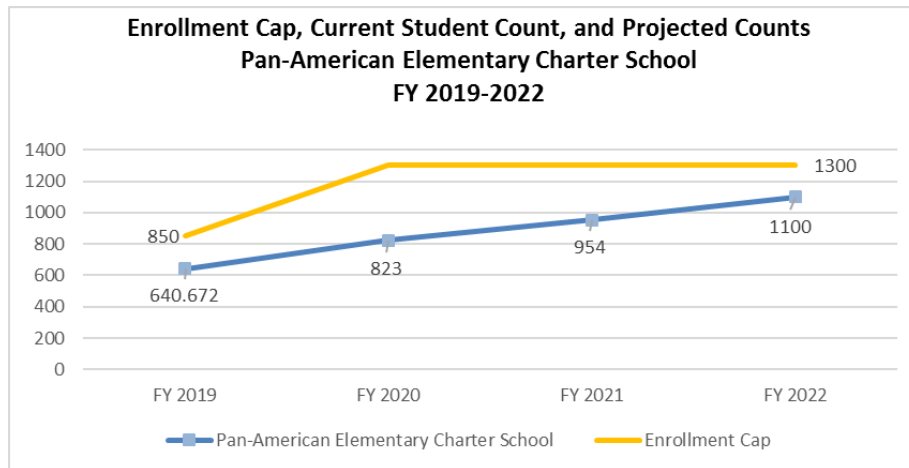
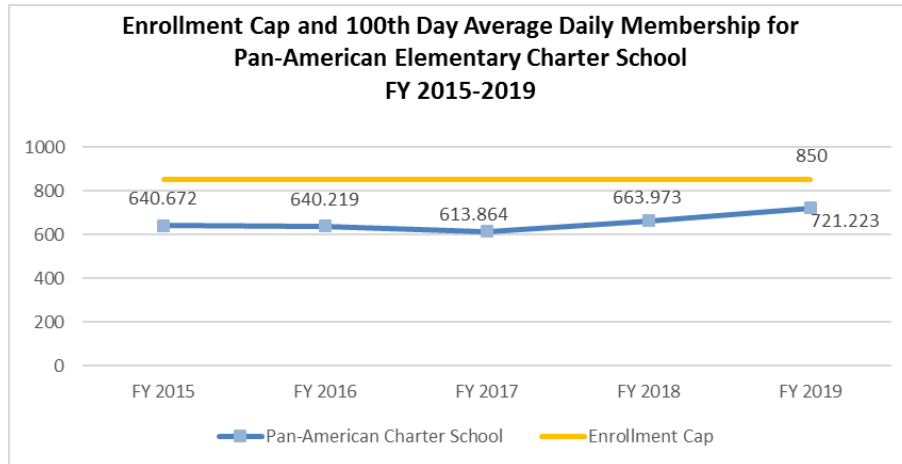
**Because the percentage of FRL students is not available for the Charter Holder, comparison to nearby schools is not possible.*

Comparison of Nearby Schools to Pan-American Charter School (Proposed Location)

Total Schools	FY 18 Letter Grade	Total Charter Schools	FY 18 State Assessment Data Greater than Pan-American Charter School		
			AzMERIT ELA (>33%)	AzMERIT Math (>38%)	AIMS Science (>42%)
3	A	0	3	3	2
21	B	6	4	5	12
39	C	5	5	4	13
17	D	2	0	0	3
1	F	1	0	0	0
5	NR	1	0	3	0
Total Number of Schools Performing Better Than Pan-American Charter School (Percentage of Total)					
86		15 (17%)	12 (14%)	15 (17%)	30 (35%)

Enrollment and Demographic Data

100th Day Average Daily Membership for FY 2015–FY 2018, and FY 2019 ADM as of January 9, 2019.



2017-2018 Subgroup Data

Free and Reduced Lunch	*
English Language Learners	26%
Special Education	9%

**If the percentage of students is 0% or 100%, or the group includes less than 10 students, the percentage for that group is redacted.*