

AGENDA ITEM EXECUTIVE SUMMARY: New School and Increase to Enrollment Cap Amendment Request

Request

Academy of Mathematics and Science South, Inc. (“Charter Holder”) submitted an expansion amendment request to add a new school to the existing charter contract, beginning in FY 2019. Additionally, to accommodate the new school under the existing charter, the Charter Holder is requesting to increase the enrollment cap from 600 to 1900 with the condition that the Charter Holder agrees to provide a Certificate of Occupancy and a Fire Marshal’s Inspection Report, both approved for educational use, for the additional increase of students within the fiscal year requested. If the Charter Holder does not fulfill these requirements, the Charter Holder will have to resubmit an enrollment cap request to the Board for its approval.

See Appendix A: Amendment Request and Support Materials.

The Charter Holder is requesting to open a new school named Academy of Math and Science Desert Sky to serve students in west Phoenix. The Charter Holder states that the new campus is needed to meet the demand of a “waiting list of approximately 2000 students” between two existing campuses in Phoenix operated by Academy of Mathematics and Science, Inc. and the Charter Holder. The staffing plan indicates that the leadership team will consist of five individuals, similar to the existing school, but includes an additional assistant principal to account for the increased number of students. The administrative staff will include three leaders selected from the existing schools. “New teachers undergo three weeks of training before the start of the school year. This training includes theoretical learning and application of the school’s instructional procedures and practices as well as curriculum-specific training for the school’s core subjects.” Additional training is provided throughout the year through Professional Learning Communities and an instructional coach. The school will serve a demographic population similar to that of the current schools operated in Phoenix, which include free and reduced lunch and minority student populations over 90%.

Three Year Plan

	FY 2019	FY 2020	FY 2021
Grade Levels	K–8	K–8	K–8
Enrollment	855	1235	1235

Staff Recommendation

The Charter Holder has met the criteria to receive a staff recommendation for expansion.

Staff Recommendation Criteria	Analysis
In operation for three years	The Charter Holder has been in operation for 4 years.
“Meets Operational Standard” in the most recent Fiscal Year	The Charter Holder received an Overall Rating of “Meets” on the Operational Performance Dashboard in FY 2017.
“Meets Financial Performance Standard” based on the most recent dashboard	The Charter Holder received an Overall Rating of “Meets” on the FY 2016 and FY 2017 Financial Performance Dashboard.
Each school performs at or above the average performance of a majority of schools within a five mile radius of the school’s location	Academy of Math and Science Flower did perform at or above the average performance of a majority of schools within a five mile radius of the proposed school’s location. Information regarding nearby schools is provided on page 4.



Profile

The Charter Holder was granted a new charter in 2011.

Governance

Corporate Board Members
Tatyana Chayka
Olga Boytsova
Catherine Borinstein

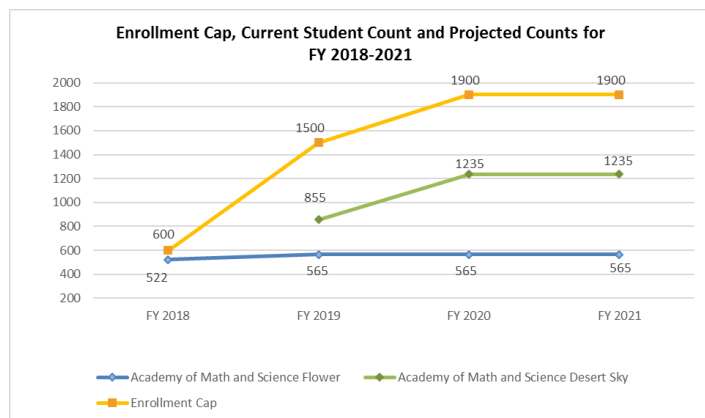
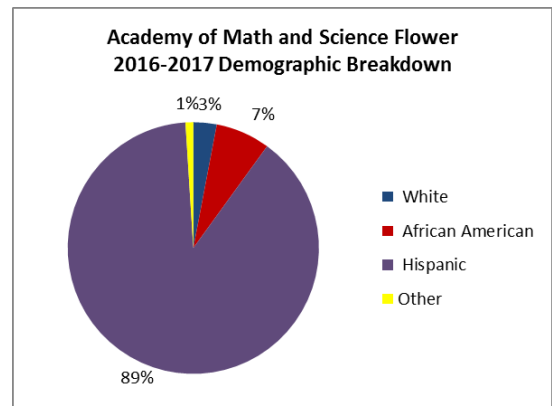
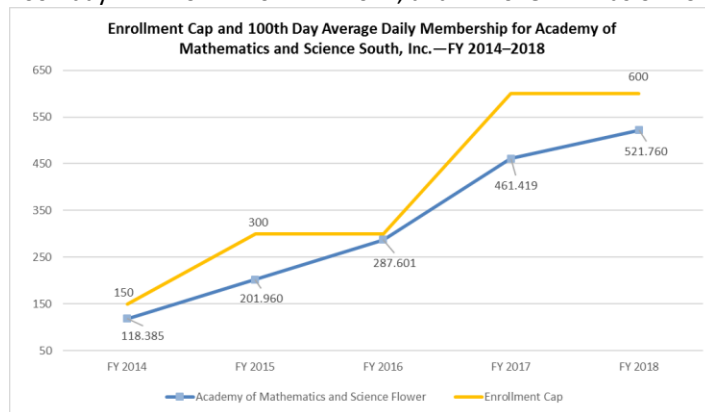
School Governing Body Members	Type
Tatyana Chayka	Charter Organization
Kim Chayka	School Staff
Catherine Borinstein	Community
Holly Marcus	Community
Robert Avalos	Community
Steven Garbade	Community

School Profile

School Name/Location	Month/ Year Open	Grade Levels Served	FY 14 Letter Grade	AzMERIT Passing					
				ELA (FY 17 State Average 39%)			Math (FY 17 State Average 40%)		
				FY 15	FY 16	FY 17	FY15	FY 16	FY 17
Academy of Math and Science Flower/ Phoenix	July 2013	K-8	B	24%	29%	32%	22%	26%	26%

Enrollment and Demographic Data

100th day ADM for FY 2014–FY 2017, and FY 2018 ADM as of November 8, 2017.



2016-2017 Subgroup Data	
Free and Reduced Lunch	92%
English Language Learners	24%
Special Education	8%

Associated Schools

2 Schools Associated with Academy of Mathematics and Science South, Inc.					
Schools operated by a charter holder with at least fifty (50) percent of corporate board officers, directors, members, or partners in common.					
School	Charter Holder	AzMERIT Passing			
		ELA (FY 17 State Average 39%)		Math (FY 17 State Average 40%)	
		FY 16	FY 17	FY 16	FY 17
Academy of Math and Science Prince	Academy of Mathematics and Science, Inc.	62%	58%	71%	67%
Academy of Mathematics and Science Camelback	Academy of Mathematics and Science, Inc.	33%	29%	27%	34%

Additional School Choices Serving Grades K–8 within 5 Miles of the New School

Total Schools	FY 2014 Letter Grade	Number of Charter Schools	FY 2017 AzMERIT Greater than State Average		Subgroups within (±5%) of Charter Holder's Subgroup Data		
			ELA (>39%)	Math (>40%)	FRL	ELL	SPED
7	A	1	4	4	1	2	4
37	B	8	1	4	6	16	27
30	C	2	0	1	4	8	23
10	D	0	0	0	2	4	4
1	F	0	0	0	0	0	0
5	N/A	4	1	2	2	1	3

Comparison of nearby schools to Academy of Math and Science Flower

Total Schools	FY 2014 Letter Grade	Number of Charter Schools	FY 2017 AzMERIT Greater than Academy of Math and Science Flower	
			ELA (>32%)	Math (>26%)
7	A	1	5	6
37	B	8	8	25
30	C	2	0	7
10	D	0	0	4
1	F	0	0	0
5	N/A	4	1	4
Total Number of Schools (Percentage of total)				
90		15 (17%)	14 (16%)	46 (51%)