

## AGENDA ITEM EXECUTIVE SUMMARY: New School with Enrollment Cap Amendment Request

### Request

Vista College Preparatory, Inc. (“Charter Holder”) submitted an expansion amendment request to add a new school to the existing charter contract. The proposed new school will be named Vista College Preparatory – ES #4 and will be located at 6310 S 35th Avenue in Phoenix. Additionally, the Charter Holder has requested to increase the charter’s enrollment cap from 1,377 to 1,971, beginning in FY 2020. This expansion request accounts for three years of projected student enrollment.

*See Appendix A: Amendment Request Materials and Support Materials.*

Vista College Prep is currently serving K-8 students “with the firm belief that all students, regardless of race, language or economic status can succeed if they have access to a high quality education” The Charter Holder is making this request in order to “address the urgent needs of students in the Laveen/South Mountain area.” The student population in the proposed location is similar to the populations at the Charter Holder’s existing schools, with 35.5% of students from the adjacent districts achieving proficiency in math and literacy by the end of 4<sup>th</sup> grade. The proposed elementary school will require two administrators, six classroom teachers, one special education teacher, one specials teacher, and two office staff. To meet enrollment projections, Vista College Prep will make presentations and have tables at community events to interact personally with parents to “explain the mission and vision of Vista College Prep.”

### Three Year Plan

	FY 2020	FY 2021	FY 2022	FY 2023
<b>Grade Levels (Proposed School)</b>	N/A	K-2	K-3	K-4
<b>Grade Levels (Charter Holder)</b>	K-8	K-8	K-8	K-8
<b>Enrollment (Proposed School)</b>	N/A	132	220	286
<b>Enrollment (Charter Holder)</b>	764	1142	1406	1648

### Staff Recommendation

The Charter Holder has not met the criteria to receive a staff recommendation for expansion.

Staff Recommendation Criteria	Analysis
<b>In operation for three years.</b>	The Charter Holder has been in operation for six years.
<b>“Meets the Board’s Operational Performance Expectations” based on the dashboards for the most recent two prior years and the current year.</b>	The Charter Holder “Meets” the Board’s Operational Performance Expectations.
<b>“Meets the Board’s Financial Performance Expectations” based on the most recent dashboard.</b>	The Charter Holder “Meets” the Board’s Financial Performance Expectations.
<b>Each school operated by the Charter Holder: Performs at or above the average performance of a majority of schools within a five-mile radius of the school’s current location. AND Performs at or above the average performance of a majority of schools within a five-mile radius of the proposed school’s location.</b>	Vista College Prep performs above the average performance of nearby schools in ELA and Math. Vista College Prep – Maryvale performs above the average performance of nearby schools in Math. No ELA data is available for Vista College Prep – Maryvale. AND At the proposed location, Vista College Prep performs above the average performance of nearby schools in ELA and Math. Vista College Prep performs above the average performance of nearby schools in Math. No ELA data is available for Vista College Prep – Maryvale.

	Information regarding nearby schools is provided on page 3.
Past enrollment trends indicate the charter will exceed its enrollment cap within the next three years.	ADM in FY 2018 was 332.733, in FY 2019 was 462.319, and in FY 2020 was 663.09 (as of November 25, 2019). The charter will not exceed its enrollment cap in the next three years.
ADM is within 85% of current enrollment cap.	According to ADE School Finance, the Charter Holder currently has an ADM of 663.09. The Charter Holder is currently operating at 48% of its current enrollment cap of 1377.

## Profile

The Charter Holder was granted a new charter in 2013.

Corporate Board Members
Irene Carroll
Katherine Cecala
Grant Crone
Christopher Dang
Cassandra Hilpman-Breecher
Dawn Kennedy
Kelly McManus
Julia Meyerson
Charles Mitchell
Christina Spicer

### School Profiles

School Name	Vista College Preparatory			Vista College Prep—Maryvale		
Date Open	August 2013			July 2017		
Location	Phoenix			Phoenix		
Grades Served	K-6			K-5		
FY 19 Letter Grade	A			NR		
	FY 17	FY 18	FY 19	FY 17	FY 18	FY 19
ELA AzMERIT (42% <sup>+</sup> )	73%	66%	60%	**	**	*
Math AzMERIT (42% <sup>+</sup> )	67%	71%	64%	**	**	57%
Science AIMS (52% <sup>+</sup> )	63%	77%	78%	**	**	N/A

<sup>\*</sup>FY 19 State Average Passing

<sup>\*</sup>If the percentage of students is 0% or 100%, or the group includes less than 10 students, the percentage for that group is redacted.

<sup>\*\*</sup>No academic data is available due to the school opening in FY2018

School Name	Vista College Prep—Middle School		
Date Open	July 2019		
Location	Phoenix		
Grades Served	6-8		
FY 19 Letter Grade	N/A		
	FY 17	FY 17	FY 17
ELA AzMERIT (42% <sup>+</sup> )	**	**	**
Math AzMERIT (42% <sup>+</sup> )	**	**	**
Science AIMS (52% <sup>+</sup> )	**	**	**

Additional School Choices Serving Grades K-4 within 5 Miles of Vista College Prep ES #4-6310 S 35th Avenue (Proposed School)

Total Schools	FY 19 Letter Grade	Total Charter Schools	FY 19 State Assessment Data Greater than State Average			Subgroups within (±5%) of Charter Holder's Subgroup Data		
			ELA (>42%)	Math (>42%)	Science (>52%)	FRL (±5%)	ELL (±5%)	SPED (±5%)
2	A	1	2	2	2	0	*	2
14	B	4	2	3	7	1	*	13
15	C	5	1	0	2	5	*	14
10	D	1	0	0	0	2	*	8
2	F	0	0	0	0	0	*	2
2	NR	1	0	0	0	1	*	1

\*Because the percentage of ELL students is not available for the Charter Holder, comparison to nearby schools is not possible.

Comparison of Nearby Schools at the Proposed Location to Vista College Preparatory

Total Schools	FY 19 Letter Grade	Total Charter Schools	FY 19 State Assessment Data Greater than Vista College Preparatory		
			AzMERIT ELA (>60%)	AzMERIT Math (>64%)	AIMS Science (>78%)
2	A	1	1	1	1
14	B	4	0	0	0
15	C	5	0	0	0
10	D	1	0	0	0
2	F	0	0	0	0
2	NR	1	0	0	0
<b>Total Number of Schools Performing Better than School Name (Percentage of Total)</b>					
45		12 (27%)	1 (2%)	1 (2%)	1 (2%)

Comparison of Nearby Schools at the Proposed Location to Vista College Prep - Maryvale

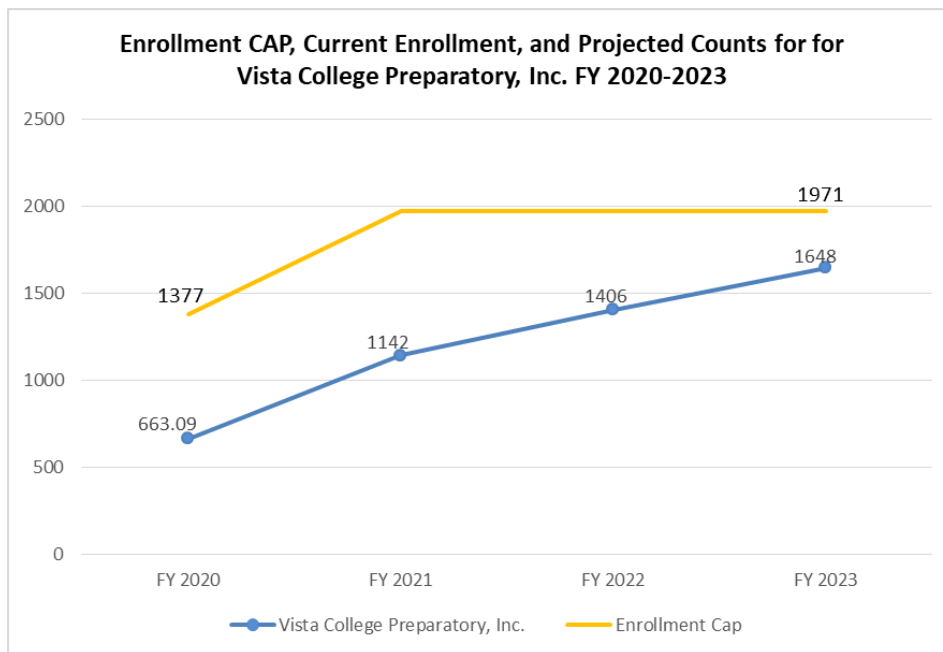
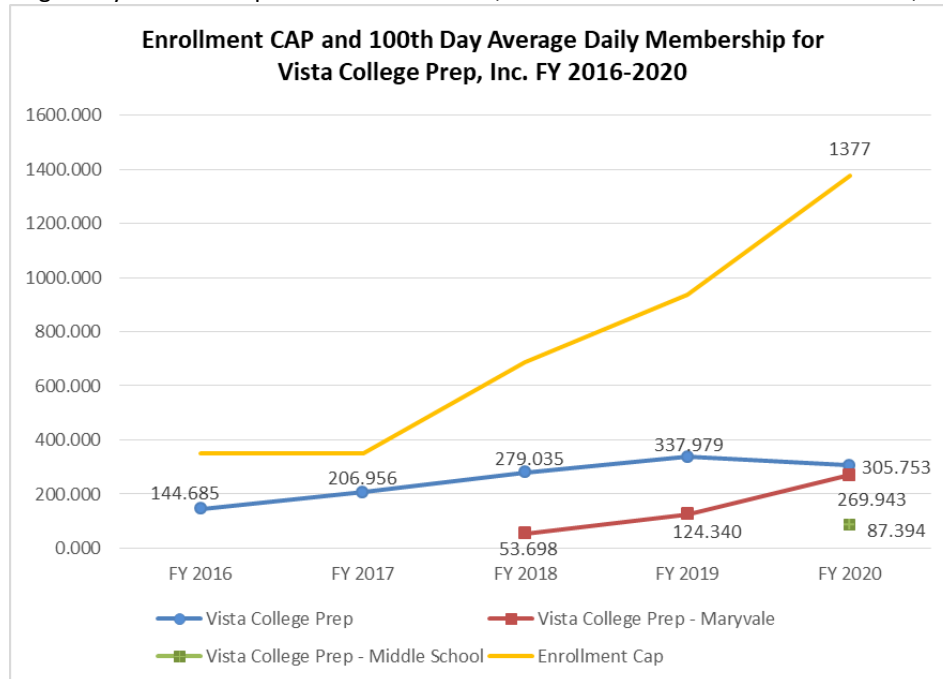
Total Schools	FY 19 Letter Grade	Total Charter Schools	FY 19 State Assessment Data Greater than Vista College Prep - Maryvale		
			AzMERIT ELA (>*)	AzMERIT Math (>57%)	AIMS Science (>*)
2	A	1	*	2	*
14	B	4	*	1	*
15	C	5	*	0	*
10	D	1	*	0	*
2	F	0	*	0	*
2	NR	1	*	0	*
<b>Total Number of Schools Performing Better than Vista College Prep - Maryvale (Percentage of Total)</b>					
45		12 (27%)	*	3 (7%)	*

\* Data in ELA and Science is not available for Vista College Prep – Maryvale; therefore no comparison can be made in these subjects.



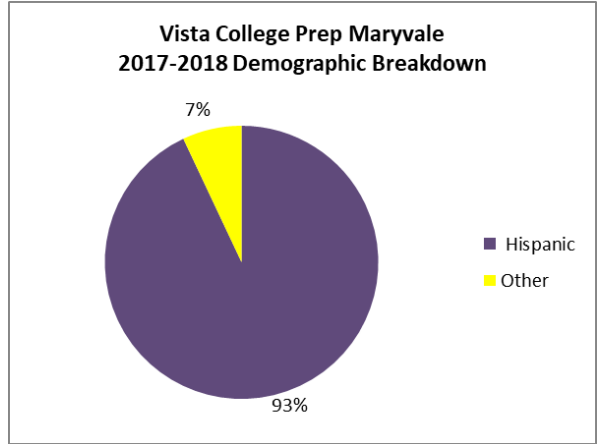
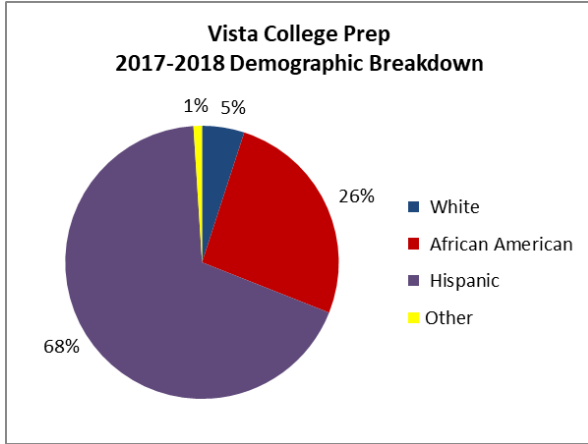
## Enrollment and Demographic Data

100th Day Average Daily Membership for FY 2016–FY 2019, and FY 2020 ADM as of November 25, 2019.



Enrollment CAP, Current Enrollment, and Projected Counts for Vista College Preparatory, Inc. FY 2020-2023				
	FY 2020	FY 2021	FY 2022	FY 2023
<b>Charter Holder ECAP</b>	<b>1377</b>	<b>1971</b>	<b>1971</b>	<b>1971</b>
Vista College Prep	305.753	374	396	396
Vista College Prep – Maryvale	269.943	418	462	506
Vista College Prep – Middle School	87.394	152	196	262
Vista College Prep – ES #4		132	220	286
Vista College Prep – MS #5		66	132	198





<b>Vista College Preparatory 2017-2018 Subgroup Data</b>	
Free and Reduced Lunch	*
English Language Learners	*
Special Education	2

*\*If the percentage of students is 0% or 100%, or the group includes less than 10 students, the percentage for that group is redacted.*

<b>Vista College Prep – Maryvale 2017-2018 Subgroup Data</b>	
Free and Reduced Lunch	78%
English Language Learners	*
Special Education	*

*\*If the percentage of students is 0% or 100%, or the group includes less than 10 students, the percentage for that group is redacted.*