

AGENDA ITEM EXECUTIVE SUMMARY: New School with Enrollment Cap Amendment Request

Request

Math and Science Success Academy, Inc. (“Charter Holder”) submitted an expansion amendment request to add a new school to the existing charter contract in FY 2021, and to increase the enrollment cap from 2550 to 4263, beginning in FY 2020. This expansion request accounts for three years of projected expansion.

See Appendix A: Amendment Request Materials and Support Materials.

The Charter Holder has requested to add a fourth school to the charter contract in order to continue to deliver “high performance in low-income and underperforming areas” and meet “the high demand exhibited” for its programs. Academy of Math and Science Heroes Park plans to reach its enrollment target using online, mailing, and in-person marketing campaigns. The staffing plan includes utilizing internal candidates as administration at the new campus and the need to hire 78 total staff members in the first year. The narrative states that staff recruitment will be done through employment websites, university job boards, social media, and career fairs. At the proposed school, the Charter Holder intends to offer a 200-day calendar and provide more instructional time than is offered at other nearby schools. Additionally, the school plans to offer STEM curriculum, foreign languages, and extracurricular programs, that are not offered at other nearby schools.

Three Year Plan

	FY 2019	FY 2020	FY 2021	FY 2022
Grade Levels (Charter Holder)	K-8	K-8	K-8	K-8
Enrollment (Charter Holder)	660.671	2778	4256	4261
Number of Schools (Charter Holder)	1	3	4	4
Enrollment (Proposed School- Heroes Park)	N/A	N/A	1100	1098

Staff Recommendation

The Charter Holder has met the criteria to receive a staff recommendation for expansion.

Staff Recommendation Criteria	Analysis
In operation for three years.	The Charter Holder has been in operation for 11 years.
“Meets the Board’s Operational Performance Expectations” based on the dashboards for the most recent two prior years and the current year.	The Charter Holder “Meets” the Board’s Operational Performance Expectations.
“Meets the Board’s Financial Performance Expectations” based on the most recent dashboard.	The Charter Holder “Meets” the Board’s Financial Performance Expectations.
Each school operated by the Charter Holder: Performs at or above the average performance of a majority of schools within a five-mile radius of the school’s current location.	Math and Science Success Academy performs at or above the average performance of nearby schools in ELA and Math of the school’s current location. Information about nearby schools is found on page 3.

<p>Past enrollment trends indicate the charter will exceed its enrollment cap within the next three years.</p>	<p>ADM in FY 2017 was 440.382, in FY 2018 was 604.957, and in FY 2019 was 660.671 (as of April 22, 2019).</p> <p>Based on this trend the Charter Holder would exceed its current enrollment cap of 700 in FY 2020.</p> <p>It is important to note that the Charter Holder was approved at the May 2018 Board meeting to operate two new schools starting in FY 2020 and have its enrollment cap increased to 2550. However, this cap increase is not effective until FY 2020 when the two new schools are opened.</p>
<p>ADM is within 85% of current enrollment cap.</p>	<p>According to ADE School Finance, the Charter Holder currently has an ADM of 660.671. The charter holder is currently operating at 94% of its current enrollment cap of 700.</p>

Profile

The Charter Holder was granted a new charter in 2007.

Governance

Corporate Board Members	School Governing Body Members		Type
Olga Boytsova	Catherine Borinstein		Community
Tatyana Chayka	Kim Chayka		School Staff
Nicolas Cuevas-Gomez	Tatyana Chayka		Charter Organization
Valentin Kashtelyan	Pat Klein		Community
	Bonnie Kohn		Community
	Sid Kohn		Community
	Jill Rich		Community
	Adrianna Rodriquez		School Staff

School Profiles

School Name	Math and Science Success Academy			Academy of Math and Science Peoria Advanced		
Date Open	August 2008			Approved May 14, 2018, opening FY 2020		
Location	Tucson			Peoria		
Grades Served	K-12			K-8		
FY 18 Letter Grade	A			N/A		
	FY 16	FY 17	FY 18	FY 16	FY 17	FY 18
ELA AzMERIT (41% ⁺)	47%	50%	47%	N/A	N/A	N/A
Math AzMERIT (41% ⁺)	50%	49%	51%	N/A	N/A	N/A
Science AIMS (52% ⁺)	64%	71%	73%	N/A	N/A	N/A

⁺FY 18 State Average Passing



School Name	Academy of Math and Science Glendale		
Date Open	Approved May 14, 2018, opening FY 2020		
Location	Glendale		
Grades Served	K-8		
FY 18 Letter Grade	N/A		
	FY 16	FY 17	FY 18
ELA AzMERIT (41%+)	N/A	N/A	N/A
Math AzMERIT (41%+)	N/A	N/A	N/A
Science AIMS (52%+)	N/A	N/A	N/A

Additional School Choices Serving Grades K-8 within 5 Miles of Math and Science Success Academy (Current Location)

Total Schools	FY 18 Letter Grade	Total Charter Schools	FY 18 State Assessment Data Greater than State Average			Subgroups within (±5%) of Charter Holder's Subgroup Data		
			ELA (>41%)	Math (>41%)	Science (>52%)	FRL (±5%)	ELL (±5%)	SPED (±5%)
8	B	0	1	6	2	2	3	3
17	C	2	0	0	1	4	0	3
8	D	1	0	0	0	1	5	0
3	F	1	0	0	0	0	1	0
1	N/R	0	1	1	N/A	0	1	1

Additional School Choices Serving Grades K-8 within 5 Miles of Academy of Math and Science Heroes Park (Proposed Location)

Total Schools	FY 18 Letter Grade	Total Charter Schools	FY 18 State Assessment Data Greater than State Average			Subgroups within (±5%) of Charter Holder's Subgroup Data		
			ELA (>41%)	Math (>41%)	Science (>52%)	FRL (±5%)	ELL (±5%)	SPED (±5%)
1	A	0	1	1	1	0	0	1
26	B	5	1	3	6	6	13	11
31	C	5	0	2	3	2	14	17
13	D	1	0	0	0	0	8	5
5	N/R	0	0	0	N/A	0	0	4

Comparison of Nearby Schools to Math and Science Success Academy (Current Location)

Total Schools	FY 18 Letter Grade	Total Charter Schools	FY 18 State Assessment Data Greater than Math and Science Success Academy		
			AzMERIT ELA (>47%)	AzMERIT Math (>51%)	AIMS Science (>73%)
8	B	0	0	1	0
17	C	2	0	0	0
8	D	1	0	0	0
3	F	1	0	0	0
1	N/R	0	1	1	N/A
Total Number of Schools Performing Better than School Name (Percentage of Total)					
37		4 (11%)	1 (3%)	2 (5%)	0 (0%)

Comparison of Nearby Schools to Academy of Math and Science Heroes Park (Proposed Location)

Total Schools	FY 18 Letter Grade	Total Charter Schools	FY 18 State Assessment Data Greater than Math and Science Success Academy		
			AzMERIT ELA (>47%)	AzMERIT Math (>51%)	AIMS Science (>73%)
1	A	0	1	1	1
26	B	5	0	0	0
31	C	5	0	0	0
13	D	1	0	0	0
5	N/R	0	0	0	0
Total Number of Schools (Percentage of Total)					
76		11 (14%)	1 (2%)	1 (2%)	1 (2%)

Schools Associated with Math and Science Success Academy

Schools operated by the same charter holder but under different charter contracts									
Charter Holder Name	Academy of Mathematics and Science, Inc. (Entity ID 92768)			Academy of Mathematics and Science, Inc. (Entity ID 92768)			Academy of Mathematics and Science South, Inc. (Entity ID 90878)		
School Name	Academy of Mathematics and Science Camelback			Academy of Math and Science Desert Sky**			Academy of Math and Science Flower		
FY 2018 Letter Grade	C			N/A			B		
Overall Rating	Meets			N/A			Above Standard		
	FY 16	FY 17	FY 18	FY 16	FY 17	FY 18	FY 16	FY 17	FY 18
ELA AzMERIT (41% ⁺)	33%	29%	30%	N/A	N/A	N/A	29%	32%	32%
Math AzMERIT (41% ⁺)	27%	34%	31%	N/A	N/A	N/A	26%	26%	39%
Science AIMS (52% ⁺)	37%	33%	32%	N/A	N/A	N/A	38%	53%	55%

⁺FY 18 State Average Passing

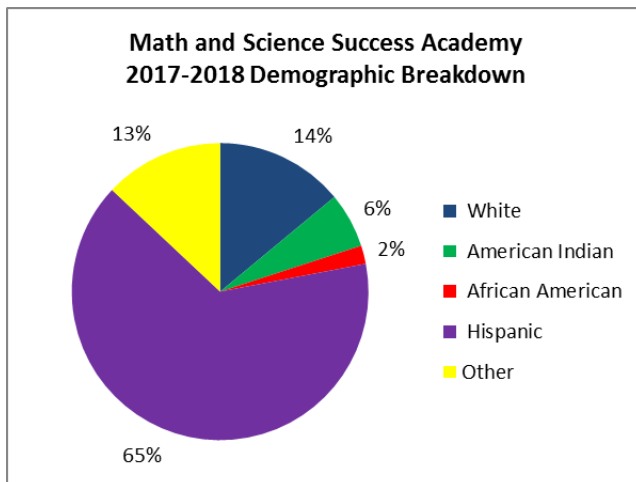
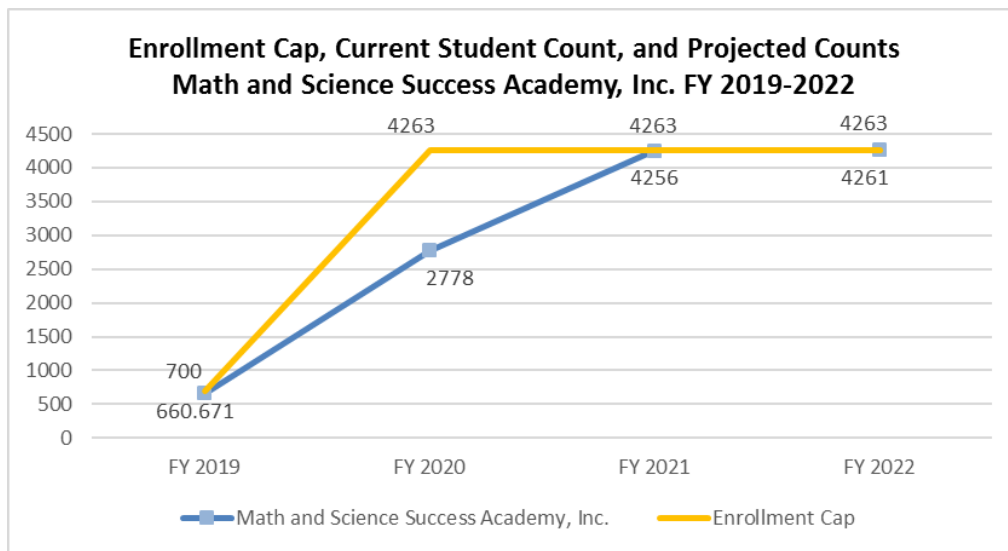
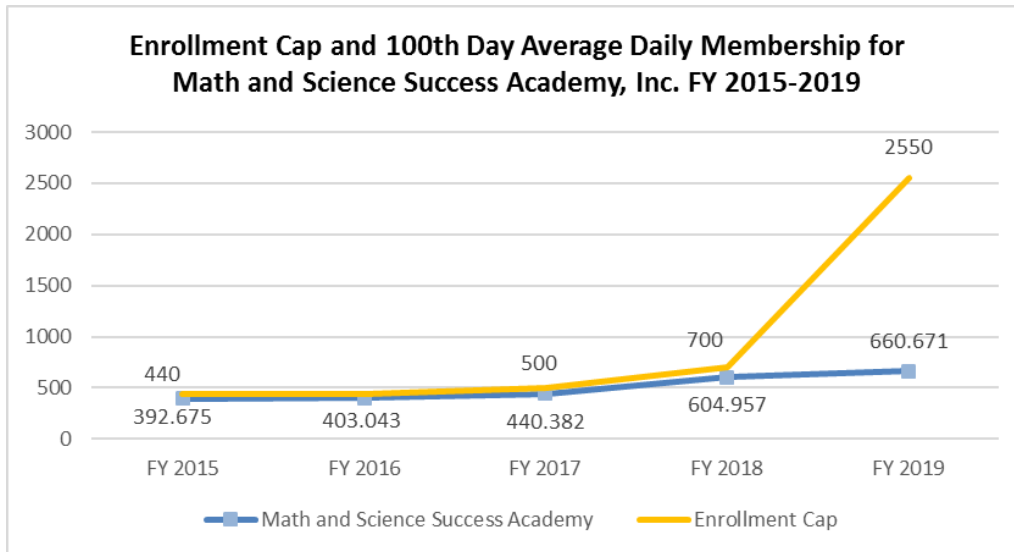
** School opened in FY 19

Schools operated by the same charter holder but under different charter contracts			
Charter Holder Name	Academy of Mathematics and Science, Inc. (Entity ID 79961)		
School Name	Academy of Math and Science Prince		
FY 2018 Letter Grade	A		
Overall Rating	Exceeds Standard		
	FY 16	FY 17	FY 18
ELA AzMERIT (41% ⁺)	62%	58%	63%
Math AzMERIT (41% ⁺)	71%	67%	76%
Science AIMS (52% ⁺)	93%	82%	84%

⁺FY 18 State Average Passing



Enrollment and Demographic Data
 100th Day Average Daily Membership for FY 2015–FY 2019.



2017-2018 Subgroup Data	
Free and Reduced Lunch	78%
English Language Learners	11%
Special Education	5%

**If the percentage of students is 0% or 100%, or the group includes less than 10 students, the percentage for that group is redacted.*

