

## AGENDA ITEM EXECUTIVE SUMMARY: New School Amendment Request

### Request

Leman Academy of Excellence, Inc. (“Charter Holder”) submitted an expansion amendment request to add a new school to the existing charter contract, beginning in FY 2021. Concurrently with this request, the Charter Holder has filed an Enrollment Cap Amendment Request to increase the enrollment cap from 3172 to 5395, beginning in FY 2020.

*See Appendix A: Amendment Request Materials and Support Materials.*

The Charter Holder operates five brick and mortar schools and one online school, all serving grades K-8. Three schools are in the Tucson area, one is in Mesa and one is in Sierra Vista. According to the Narrative, there is a demand from families to open another school in Tucson that is accessible to families in the Central Tucson area. The Charter Holder’s materials indicate that there are no other Classical model schools in the target area. The Charter Holder anticipates enrolling approximately 550 students at the school, and having 44 staff members to support them. The Charter Holder intends to transfer a principal from one of its current schools to the new school because it believes that this is “an important aspect of a campus’s success”. Additional staff will be recruited through a local advertising campaign and by partnering with the local universities.

### Three Year Plan for the Proposed New School

	FY 2019	FY 2020	FY 2021	FY 2022
<b>Grade Levels</b>	N/A	N/A	K-6	K-7
<b>Enrollment</b>	0	0	554	775

### Staff Recommendation

The Charter Holder has not met the criteria to receive a staff recommendation for expansion.

Staff Recommendation Criteria	Analysis
<b>In operation for three years.</b>	The Charter Holder has been in operation for four years.
<b>“Meets the Board’s Operational Performance Expectations” based on the dashboards for the most recent two prior years and the current year.</b>	The Charter Holder “Meets” the Board’s Operational Performance Expectations.
<b>“Meets the Board’s Financial Performance Expectations” based on the most recent dashboard.</b>	The Charter Holder “Meets” the Board’s Financial Performance Expectations.
<p><b>Each school operated by the Charter Holder: Performs at or above the average performance of a majority of schools within a five-mile radius of the school’s current location.</b></p> <p><b>AND</b></p> <p><b>Performs at or above the average performance of a majority of schools within a five-mile radius of the proposed school’s location.</b></p>	<p>Leman Academy of Excellence (92731) performs at or above the average performance of nearby schools in ELA. However, the school does not perform at or above the average performance of nearby schools in Math.</p> <p>Leman Academy of Excellence (926143) performs at or above the average performance of nearby schools in Math. However, the school does not perform at or above the average performance of nearby schools in ELA.</p> <p>Leman Academy of Excellence – Sierra Vista performs at or above the average performance of nearby schools in ELA and Math.</p> <p>Leman Virtual Academy performs at or above the average performance of other online schools in ELA and Math.</p> <p>Information regarding nearby schools is provided on page 3.</p>



## Profile

The Charter Holder was granted a new charter in 2014.

### Governance

Corporate Board Members	School Governing Body Members	Type
Christopher Desimone	Joseph Higgins	Charter Organization
Ronald Hatcher	Kevin Leman	Charter Organization
Nicholas Lawson	Wendell Neal	Charter Organization
Mitchell Stallard	Dennis O'Reilly	Charter Organization
Chad Ullman	Anthony Wingate	Charter Organization

*\*School Governing Body members are the same across all schools served by the charter.*

### School Profiles

School Name	Leman Academy of Excellence (Entity ID 92731)			Leman Academy of Excellence (Entity ID 926143)		
Date Open	August 2015			August 2017		
Location	Tucson (Marana)			Oro Valley		
Grades Served	K-8			K-8		
FY 18 Letter Grade	B			B		
	FY 16	FY 17	FY 18	FY 16	FY 17	FY 18
ELA AzMERIT (41% <sup>+</sup> )	68%	64%	57%	N/A	N/A	62%
Math AzMERIT (41% <sup>+</sup> )	67%	56%	54%	N/A	N/A	68%
Science AIMS (52% <sup>+</sup> )	84%	75%	63%	N/A	N/A	84%

*\*FY 18 State Average Passing*

School Name	Leman Academy of Excellence – Sierra Vista			Leman Virtual Academy		
Date Open	August 2017			August 2017		
Location	Sierra Vista			Online		
Grades Served	K-8			K-8		
FY 18 Letter Grade	C			N/A		
	FY 16	FY 17	FY 18	FY 16	FY 17	FY 18
ELA AzMERIT (41% <sup>+</sup> )	N/A	N/A	55%	N/A	N/A	49%
Math AzMERIT (41% <sup>+</sup> )	N/A	N/A	46%	N/A	N/A	34%
Science AIMS (52% <sup>+</sup> )	N/A	N/A	62%	N/A	N/A	*

*\*If the percentage of students is 0% or 100%, or the group includes less than 10 students, the percentage for that group is redacted.*

Leman Academy of Excellence-East Mesa, and Leman Academy of Excellence-East Tucson both opened in August 2018. Therefore, academic performance data is not yet available for these schools.

Additional School Choices Serving Grades K-8 within 5 Miles of Lemana Academy of Excellence – Central Tucson (Proposed Location)

Total Schools	FY 18 Letter Grade	Total Charter Schools	FY 18 State Assessment Data Greater than State Average		
			ELA (>41%)	Math (>41%)	Science (>52%)
9	A	4	9	9	9
17	B	7	7	10	11
13	C	2	1	0	3
11	D	4	1	0	1
1	F	0	0	0	0

Comparison of Nearby Schools to Lemana Academy of Excellence (Entity ID 92731)

Total Schools	FY 18 Letter Grade	Total Charter Schools	FY 18 State Assessment Data Greater than Lemana Academy of Excellence (Entity ID 92731)		
			AzMERIT ELA (>57%)	AzMERIT Math (>54%)	AIMS Science (>63%)
6	A	2	1	6	5
6	B	0	1	2	4
1	D	0	0	0	0
<b>Total Number of Schools Performing Better than Lemana Academy of Excellence (Entity ID 92731) (Percentage of Total)</b>					
13		2 (15%)	2 (15%)	8 (66%)	9 (69%)

Comparison of Nearby Schools to Lemana Academy of Excellence (Entity ID 926143)

Total Schools	FY 18 Letter Grade	Total Charter Schools	FY 18 State Assessment Data Greater than Lemana Academy of Excellence (Entity ID 926143)		
			AzMERIT ELA (>62%)	AzMERIT Math (>68%)	AIMS Science (>84%)
5	A	2	3	3	3
2	B	0	1	0	0
<b>Total Number of Schools Performing Better than Lemana Academy of Excellence (Entity ID 926143) (Percentage of Total)</b>					
7		2 (29%)	4 (57%)	3 (43%)	3 (43%)

Comparison of Nearby Schools to Lemana Academy of Excellence – Sierra Vista

Total Schools	FY 18 Letter Grade	Total Charter Schools	FY 18 State Assessment Data Greater than Lemana Academy of Excellence – Sierra Vista		
			AzMERIT ELA (>55%)	AzMERIT Math (>46%)	AIMS Science (>62%)
3	A	0	2	3	2
2	B	0	1	1	2
3	C	0	0	0	1
1	D	1	0	0	0
<b>Total Number of Schools Performing Better than Lemana Academy of Excellence – Sierra Vista (Percentage of Total)</b>					
9		1 (11%)	3 (33%)	4 (44%)	5 (55%)

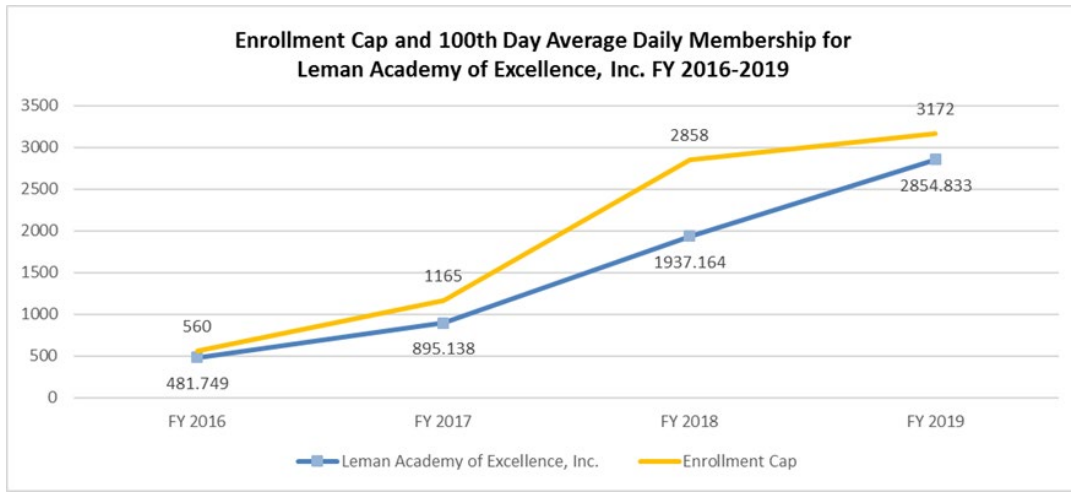
Comparison of Nearby Schools to Lemana Virtual Academy

Total Schools	FY 18 Letter Grade	Total Charter Schools	FY 18 State Assessment Data Greater than Lemana Virtual Academy		
			AzMERIT ELA (>49%)	AzMERIT Math (>34%)	AIMS Science (N/A)
31	N/A	10	2	7	N/A
<b>Total Number of Schools Performing Better than School Name (Percentage of Total)</b>					
31		10 (32%)	2 (6%)	7 (23%)	N/A

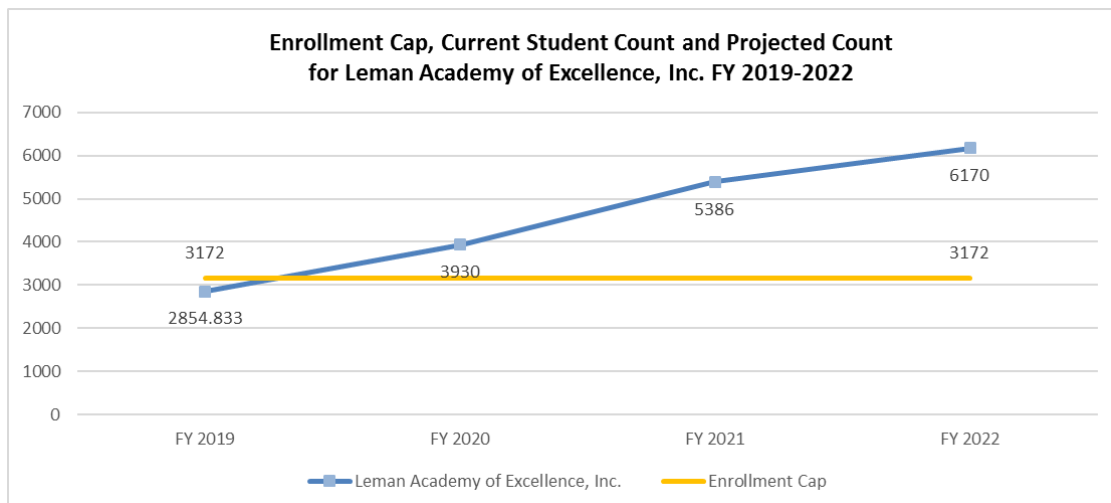


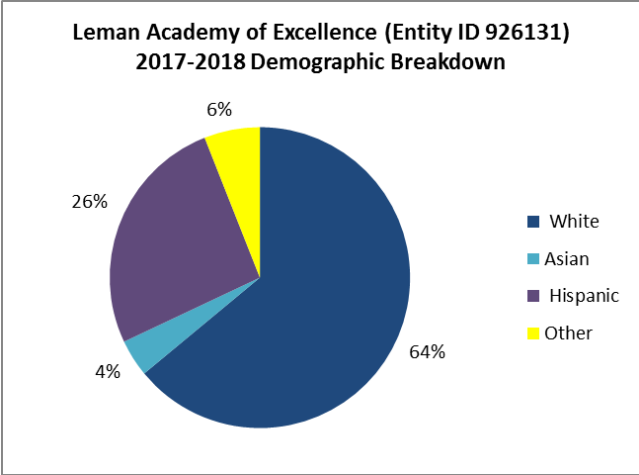
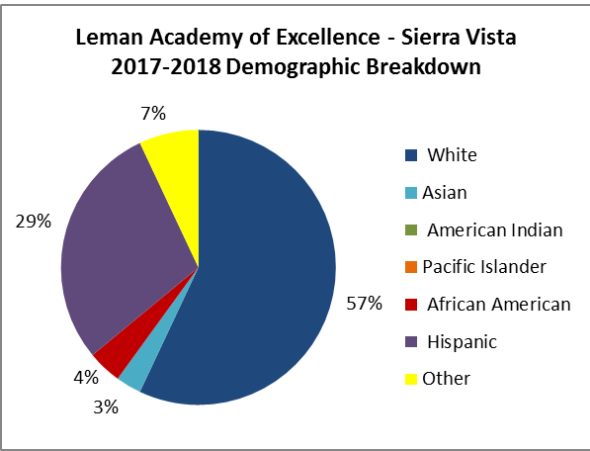
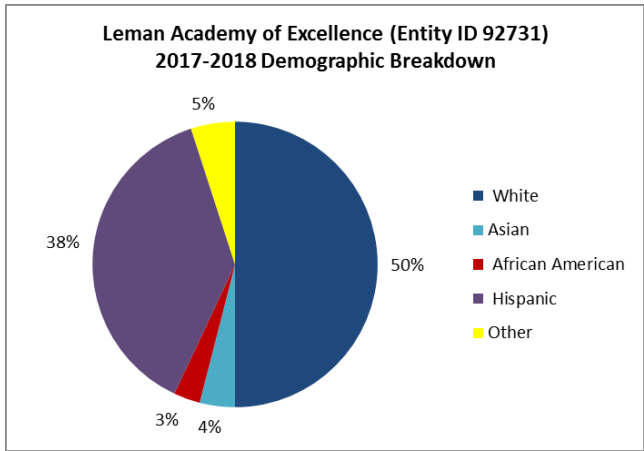
## Enrollment and Demographic Data

100th Day Average Daily Membership for FY 2016–FY 2018, and FY 2019 ADM as of January 1, 2019.



Enrollment Cap and School Specific 100 <sup>th</sup> Day Average Membership for Lemman Academy of Excellence, Inc. FY 2016-2019				
	FY 2016	FY 2017	FY 2018	FY 2019
<b>Charter Holder ECAP</b>	<b>560</b>	<b>1165</b>	<b>2858</b>	<b>3172</b>
Leman Academy of Excellence (Entity ID 92731)	481.749	895.138	1001.157	1023.692
Leman Academy of Excellence (Entity ID 926143)			476.613	573.889
Leman Academy of Excellence - Sierra Vista			432.584	583.45
Leman Virtual Academy			26.812	22.565
Leman Academy of Excellence - East Mesa				70.819
Leman Academy of Excellence - East Tucson				507.873





No subgroup data was available for the percentage of students served at Leman Virtual Academy in FY 2017–2018. Leman Academy of Excellence – East Tucson and Leman Academy of Excellence – East Mesa opened in 2018-2019; therefore, subgroup data is not available for 2017-2018.

