

AGENDA ITEM EXECUTIVE SUMMARY: New School with Enrollment Cap Amendment Request

Request

Incito Schools (“Charter Holder”) submitted an expansion amendment request to add a new school to the existing charter contract and to increase the enrollment cap from 480 to 800, beginning in FY 2020. This enrollment cap accounts for 3 years of projected student enrollment.

See Appendix A: Amendment Request Materials and Support Materials.

The Charter Holder plans to open the proposed school in central Phoenix with approximately 150 students, nine teachers and two paraprofessionals. The intent is to build from grades K-3 to K-5 over the course of three years. The target population lives primarily in the 85006 ZIP code, within two miles of the proposed location, and is more economically disadvantaged than the population being served at the current location in Goodyear. This population includes families with an average annual household income of \$27,169, 62% of which have earned a high school diploma or less. In order to engage these families, the Charter Holder plans to engage parents through “Parent University events” that will provide “direction and understanding” of curricular programs and teach “strategies that families can use at home to support the academic achievement of learners.”

Three Year Plan for the Charter Holder

| | FY 2019 | FY 2020 | FY 2021 | FY 2022 |
|---------------------|---------|---------|---------|---------|
| Grade Levels | K-8 | K-8 | K-8 | K-8 |
| Enrollment | 390 | 474 | 528 | 548 |

Three Year Plan for Incito Schools – Phoenix (Proposed School)

| | FY 2020 | FY 2021 | FY 2022 |
|---------------------|---------|---------|---------|
| Grade Levels | K-3 | K-4 | K-5 |
| Enrollment | 154 | 198 | 242 |

Staff Recommendation

The Charter Holder has not met the criteria to receive a staff recommendation for expansion.

| Staff Recommendation Criteria | Analysis |
|---|--|
| In operation for three years. | The Charter Holder has been in operation for 5 years. |
| “Meets the Board’s Operational Performance Expectations” based on the dashboards for the most recent two prior years and the current year. | The Charter Holder “Meets” the Board’s Operational Performance Expectations. |
| “Meets the Board’s Financial Performance Expectations” based on the most recent dashboard. | The Charter Holder “Meets” the Board’s Financial Performance Expectations. |
| Each school operated by the Charter Holder: Performs at or above the average performance of a majority of schools within a five-mile radius of the school’s current location. AND Performs at or above the average performance of a majority of schools within a five-mile radius of the proposed school’s location. | Incito Schools did not perform at or above the average performance of a majority of schools within a five-mile radius of the school’s location based on the FY 2018 AzMERIT data for ELA and Math. Incito Schools does perform at or above the average performance of a majority of schools within a five-mile radius of the proposed school’s location in both ELA and Math. |

| | |
|--|--|
| | Information regarding nearby schools is provided on page 2-3. |
| Past enrollment trends indicate the charter will exceed its enrollment cap within the next three years. | ADM in FY 2017 was 302.543, in FY 2018 was 366.978, and in FY 2019 was 337.131 (as of January 9, 2019). This trend does not indicate that the charter will exceed its enrollment cap in the next three years. This does not account for the additional enrollment at the proposed new school. |
| ADM is within 85% of current enrollment cap. | <p>According to ADE School Finance, the Charter Holder currently has an ADM of 337.131. The charter holder is currently operating at 70% of its current enrollment cap of 480.</p> <p>When the ADM is adjusted to account for Kindergarten at 1.0, the number increases to 356.756. which is 74% of its current enrollment cap.</p> <p>This does not account for the additional enrollment at the proposed new school.</p> |

Profile

The Charter Holder was granted a new charter in 2012.

Governance

| Corporate Board Members |
|-------------------------|
| Kristina Beltran |
| Ian Casey |
| April Castillo |
| Amanda Jelleson |
| Kathleen Kotzbauer |

School Profile

| School Name | Incito Schools | | |
|----------------------------------|----------------|-------|-------|
| Date Open | August 2013 | | |
| Location | Goodyear | | |
| Grades Served | K-8 | | |
| FY 18 Letter Grade | B | | |
| | FY 16 | FY 17 | FY 18 |
| ELA AzMERIT (41% ⁺) | 35% | 25% | 38% |
| Math AzMERIT (41% ⁺) | 23% | 15% | 26% |
| Science AIMS (52% ⁺) | 46% | 46% | 58% |

⁺FY 18 State Average Passing

^{*}If the percentage of students is 0% or 100%, or the group includes less than 10 students, the percentage for that group is redacted.

Additional School Choices Serving Grades K-8 within 5 Miles of Incito Schools (Current Location)

| Total Schools | FY 18 Letter Grade | Total Charter Schools | FY 18 State Assessment Data Greater than State Average | | | Subgroups within (±5%) of Charter Holder's Subgroup Data | | |
|---------------|--------------------|-----------------------|--|-------------|----------------|--|-----------|------------|
| | | | ELA (>41%) | Math (>41%) | Science (>52%) | FRL (±5%) | ELL (±5%) | SPED (±5%) |
| 15 | A | 7 | 15 | 15 | 15 | 1 | * | 9 |
| 6 | B | 1 | 4 | 5 | 5 | 1 | * | 4 |
| 5 | C | 2 | 0 | 0 | 1 | 0 | * | 5 |

*Because the percentage of ELL students is not available for the Charter Holder, comparison to nearby schools is not possible.

Additional School Choices Serving Grades K-5 within 5 Miles of Incito Schools -Phoenix (Proposed Location)

| Total Schools | FY 18 Letter Grade | Total Charter Schools | FY 18 State Assessment Data Greater than State Average | | |
|---------------|--------------------|-----------------------|--|-------------|----------------|
| | | | ELA (>41%) | Math (>41%) | Science (>52%) |
| 10 | A | 6 | 9 | 10 | 9 |
| 17 | B | 4 | 4 | 6 | 5 |
| 36 | C | 10 | 1 | 3 | 4 |
| 6 | D | 0 | 0 | 0 | 0 |
| 2 | F | 2 | 0 | 0 | 0 |

Comparison of Nearby Schools to Incito Schools (Current Location)

| Total Schools | FY 18 Letter Grade | Total Charter Schools | FY 18 State Assessment Data Greater than Incito Schools | | |
|--|--------------------|-----------------------|---|---------------------|---------------------|
| | | | AzMERIT ELA (>38%) | AzMERIT Math (>26%) | AIMS Science (>58%) |
| 15 | A | 7 | 15 | 15 | 15 |
| 6 | B | 1 | 5 | 6 | 5 |
| 5 | C | 2 | 0 | 0 | 0 |
| Total Number of Schools Performing Better than Incito Schools (Percentage of Total) | | | | | |
| 26 | | 10 (38%) | 20 (77%) | 21 (81%) | 20 (77%) |

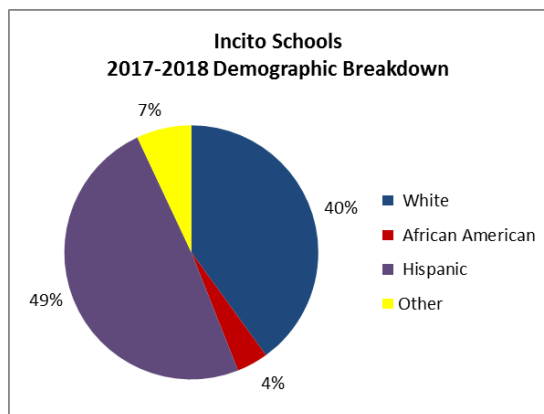
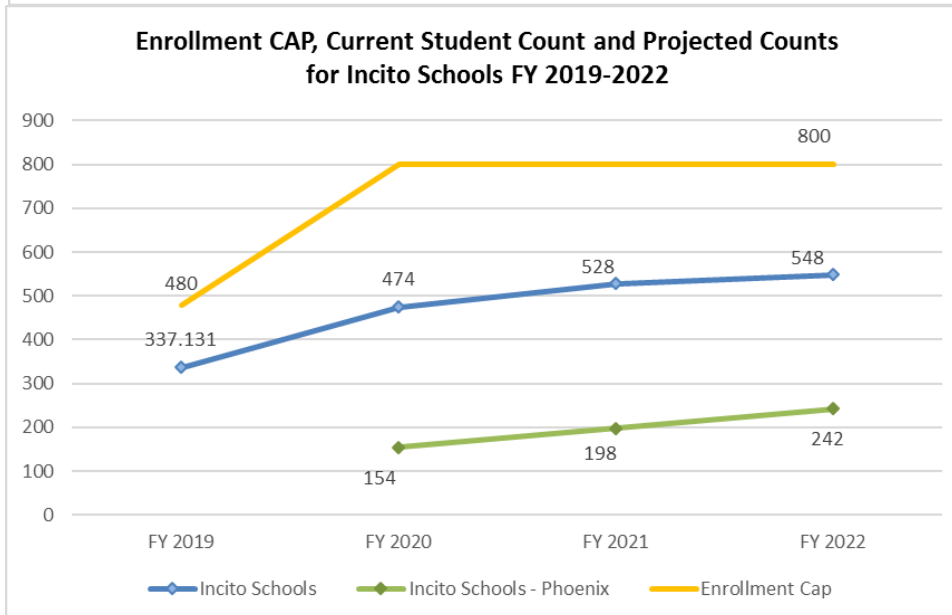
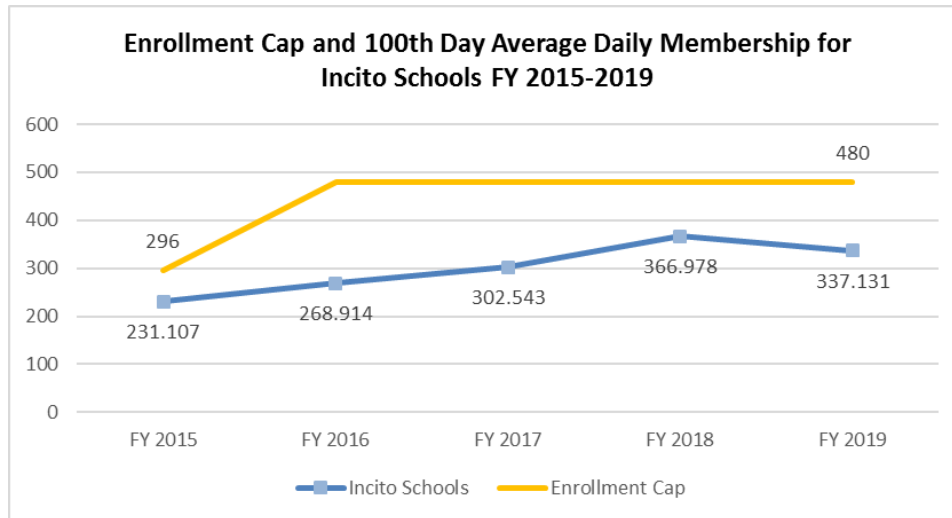
Comparison of Nearby Schools Serving Grades K-5 to Incito Schools - Phoenix (Proposed Location)

| Total Schools | FY 18 Letter Grade | Total Charter Schools | FY 18 State Assessment Data Greater Than Incito Schools | | |
|--|--------------------|-----------------------|---|---------------------|---------------------|
| | | | AzMERIT ELA (>38%) | AzMERIT Math (>26%) | AIMS Science (>58%) |
| 10 | A | 6 | 9 | 10 | 9 |
| 17 | B | 4 | 5 | 16 | 4 |
| 36 | C | 10 | 3 | 10 | 2 |
| 6 | D | 0 | 0 | 0 | 0 |
| 2 | F | 2 | 0 | 0 | 0 |
| Total Number of Schools Performing Better than Incito Schools (Percentage of Total) | | | | | |
| 74 | | 22 (30%) | 17 (23%) | 36 (48%) | 15 (20%) |



Enrollment and Demographic Data

100th Day Average Daily Membership for FY 2015–FY 2018, and FY 2019 ADM as of January 9, 2019.



| 2017-2018 Subgroup Data | |
|---------------------------|-----|
| Free and Reduced Lunch | 46% |
| English Language Learners | * |
| Special Education | 13% |

**If the percentage of students is 0% or 100%, or the group includes less than 10 students, the percentage for that group is redacted.*