

AGENDA ITEM EXECUTIVE SUMMARY: Grade Level Change to Charter with Enrollment Cap Amendment Request

Request

Ridgeline Academy, Inc. (“Charter Holder”) submitted an expansion request to increase the grade levels the Charter Holder is approved to serve from grades K-8 to grades K-12, and to increase the enrollment cap from 700 to 1200, beginning in FY 2019. This expansion request accounts for three years of projected student enrollment.

See Appendix A: Amendment Request Materials and Support Materials.

According to the Charter Holder, it has become evident to its board and the community that Ridgeline Academy needs to expand its educational efforts to include the addition of high school. The school indicates that it currently serves grades K-8 with a waitlist for additional attendees in each of the last four years of operation. The staffing plan states that the increase in staff will be in proportion to their increase in students and will include recruiting from GCU, NAU, ASU, and through its reputation. The Charter Holder states that its primary growth model has been through “matriculation and grade level advancement”. Its plan for student enrollment includes utilizing “positive word of mouth” from current families, and advertising in local publications, restaurants, and grocery stores.

Three Year Plan

	FY 2019	FY 2020	FY 2021	FY 2022
Grade Levels	K-8	K-9	K-10	K-11
Enrollment	654	794	920	1,056

Staff Recommendation

The Charter Holder has met the criteria to receive a staff recommendation for expansion.

Staff Recommendation Criteria	Analysis
In operation for three years.	The Charter Holder has been in operation for 24 years.
“Meets Operational Performance Expectations” based on the dashboards for the most recent two prior years and the current year.	The Charter Holder Meets the Board’s Operational Performance Expectations.
“Meets the Board’s Financial Performance Expectations” based on the most recent dashboard.	The Charter Holder Meets the Board’s Financial Performance Expectations.
Grade level cohort(s) are at capacity and could fill enrollment for new grades requested.	Grade level cohorts are near capacity. Enrollment can be filled for the new grades requested. The eighth grade cohort is currently enrolled at 45.384 students, as reported to ADE School Finance. The projected count for the ninth grade cohort in FY 2020 is 55 students. Enrollment for the requested ninth grade could be filled in FY 2020.
ADM is within 85% of current enrollment cap.	According to ADE School Finance, the Charter Holder currently has an ADM of 603.685. The charter holder is currently operating at 86% of its current enrollment cap of 700. When adjusted for Kindergarten, the charter holder is operating at 92% of its current enrollment cap.

<p>Each school operated by the Charter Holder:</p> <p>Performs at or above the average performance of a majority of schools within a five-mile radius of the school's location.</p>	<p>Ridgeline Academy performs at the average performance in ELA and above the average performance in Math.</p> <p>Information about nearby schools can be found on page 2.</p>
<p>Past enrollment trends indicate the charter will exceed its enrollment cap within the next three years.</p>	<p>ADM in FY 2017 was 556.114, FY 2018 was 551.900, and FY2019 was 603.685 (as of April 18, 2019). Based on this trend and the addition of new grades, the charter will likely exceed its enrollment cap in the next three years.</p>

Profile

The Charter Holder was granted a renewal charter in 2010.

Governance

Corporate Board Members
Kristine Burnett
Jason Klonoski
John Mazza
John Riddell
Brandon Yancey

School Profile

School Name	Ridgeline Academy		
Date Open	September 1995		
Location	Phoenix		
Grades Served	K-8		
FY 18 Letter Grade	A		
	FY 16	FY 17	FY 18
ELA AzMERIT (41% ⁺)	55%	63%	64%
Math AzMERIT (41% ⁺)	60%	60%	68%
Science AIMS (52% ⁺)	74%	74%	86%

**FY 18 State Average Passing*

Additional School Choices Serving Grades K-8 within 5 Miles of Ridgeline Academy

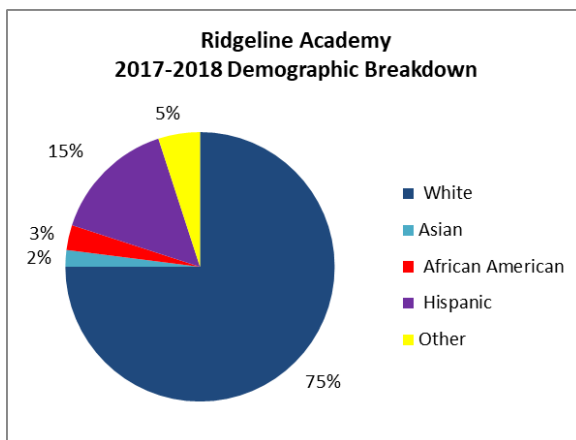
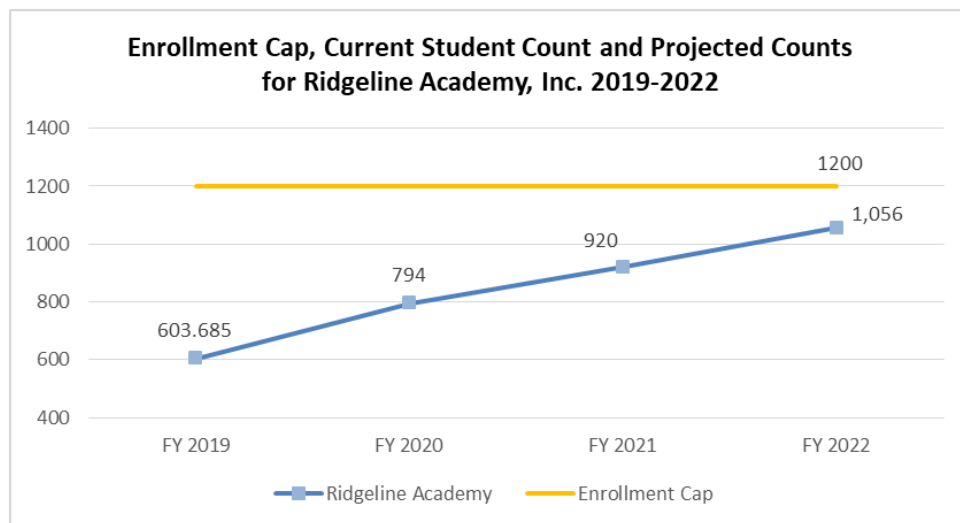
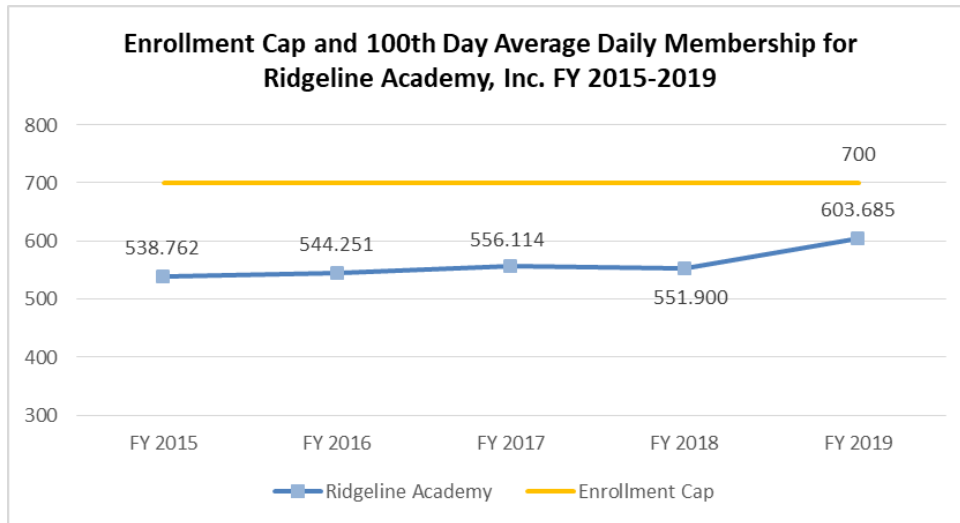
Total Schools	FY 18 Letter Grade	Total Charter Schools	FY 18 State Assessment Data Greater than State Average			Subgroups within (±5%) of Charter Holder's Subgroup Data		
			ELA (>41%)	Math (>41%)	Science (>52%)	FRL (±5%)	ELL (±5%)	SPED (±5%)
7	A	1	7	7	7	*	*	1
3	B	1	3	3	2	*	*	0

**Because the percentage of ELL and FRL students is not available for the Charter Holder, comparison to nearby schools is not possible.*

Comparison of Nearby Schools to Ridgeline Academy

Total Schools	FY 18 Letter Grade	Total Charter Schools	FY 18 State Assessment Data Greater than Ridgeline Academy		
			AzMERIT ELA (>64%)	AzMERIT Math (>68%)	AIMS Science (>86%)
7	A	1	5	2	5
3	B	1	0	0	0
Total Number of Schools Performing Better than Ridgeline Academy (Percentage of Total)					
10		2 (20%)	5 (50%)	2 (20%)	5 (50%)

Enrollment and Demographic Data
 100th Day Average Daily Membership for FY 2015–FY 2019 ADM.



2017-2018 Subgroup Data	
Free and Reduced Lunch	*
English Language Learners	*
Special Education	7%

**If the percentage of students is 0% or 100%, or the group includes less than 10 students, the percentage for that group is redacted.*

