

AGENDA ITEM EXECUTIVE SUMMARY: Grade Level Change to Charter with Enrollment Cap Amendment Request

Request

Mary Ellen Halvorson Educational Foundation (“Charter Holder”) submitted an expansion request to increase the grade levels the Charter Holder is approved to serve, from grades 9-12 to grades 5-12, and to increase the enrollment cap from 225 to 275, beginning in FY 2020. This enrollment cap accounts for 3 years of projected student enrollment.

See Appendix A: Amendment Request Materials and Support Materials.

The Charter Holder is making this request to allow families with children in multiple grades an easier transition to the next grade level, as well as to lessen transportation stressors. Parents report that K-8 and K-12 schools accommodate middle school students, but do not plan specifically for them. According to the Charter Holder, the middle grades will include instruction and curriculum that focuses on “Brain Age” and prepares students for the high school program already provided by the Charter Holder. The staffing plan includes the hiring of one full time teacher for the additional middle school students in FY 2020, and two in FY 2021. There will also be an increase in special education and paraprofessional staff. New staff will be receive “inservice training in Brain Age and integrated grade level instruction”.

Three Year Plan

	FY 2019	FY 2020	FY 2021	FY 2022
Grade Levels	9-12	5-12	5-12	5-12
Enrollment	216	250	260	275

Staff Recommendation

The Charter Holder has met the criteria to receive a staff recommendation for expansion.

Staff Recommendation Criteria	Analysis
In operation for three years.	The Charter Holder has been in operation for 15 years.
“Meets Operational Performance Expectations” based on the dashboards for the most recent two prior years and the current year.	The Charter Holder “Meets” the Board’s Operational Performance Expectations.
“Meets the Board’s Financial Performance Expectations” based on the most recent dashboard.	The Charter Holder “Meets” the Board’s Financial Performance Expectations.
If the new grades requested do not have prior grade level cohorts, ADM is within 85% of current enrollment cap.	According to ADE School Finance, the Charter Holder currently has an ADM of 216.962. The charter holder is currently operating at 96% of its current enrollment cap of 225.
Each school operated by the Charter Holder: Performs at or above the average performance of a majority of schools within a five-mile radius of the school’s location.	Tri-City College Prep High School performs at or above the average performance of a majority of schools within a five-mile radius in ELA and Math. Information regarding nearby schools is provided on page 2.
Past enrollment trends indicate the charter will exceed its enrollment cap within the next three years.	ADM in FY 2017 was 224.086, in FY 2018 was 219.775, and in FY 2019 is 216.962 (as of January 17, 2019). An enrollment of eight additional students would result in the Charter Holder exceeding its enrollment

cap. Therefore, if the new grade levels are added to the charter, the cap will be exceeded.

Profile

The Charter Holder was granted a renewal charter in 2013.

Governance

Corporate Board Members	School Governing Body Members	Type
Mary Ellen Halvorson	Robert Ayers	Unknown
Matthew Halvorson	Julie Bradshaw	Community Member
Thomas Halvorson	Karen Norris	Community Member
Rebecca Hreha	Mitch Padilla	Community Member
Christine Terauchi	Art Seagel	Unknown

School Profile

School Name	Tri-City College Prep High School		
Date Open	July 1999		
Location	Prescott		
Grades Served	9-12		
FY 17 Letter Grade	A		
	FY 16	FY 17	FY 18
ELA AzMERIT (41% ⁺)	74%	65%	68%
Math AzMERIT (41% ⁺)	72%	66%	68%
Science AIMS (52% ⁺)	67%	74%	*

⁺FY 18 State Average Passing

*If the percentage of students is 0% or 100%, or the group includes less than 10 students, the percentage for that group is redacted.

Additional School Choices Serving Grades 9-12 within 5 Miles of Tri-City College Prep High School

Total Schools	FY 18 Letter Grade	Total Charter Schools	FY 18 State Assessment Data Greater than State Average			Subgroups within (±5%) of Charter Holder's Subgroup Data		
			ELA (>41%)	Math (>41%)	Science (>52%)	FRL (±5%)	ELL (±5%)	SPED (±5%)
2	A	2	2	2	2	*	*	*
1	B	1	0	0	0	*	*	*

*Because the percentage of FRL, ELL, AND SPED students is not available for the Charter Holder, comparison to nearby schools is not possible.

Comparison of Nearby Schools to Tri-City College Prep High School

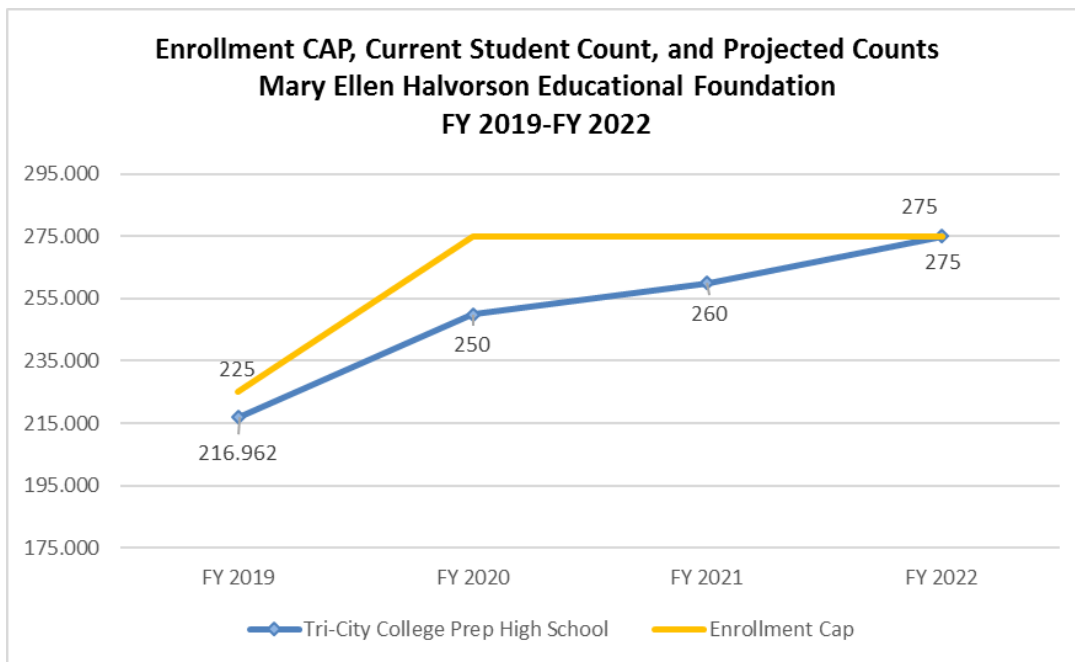
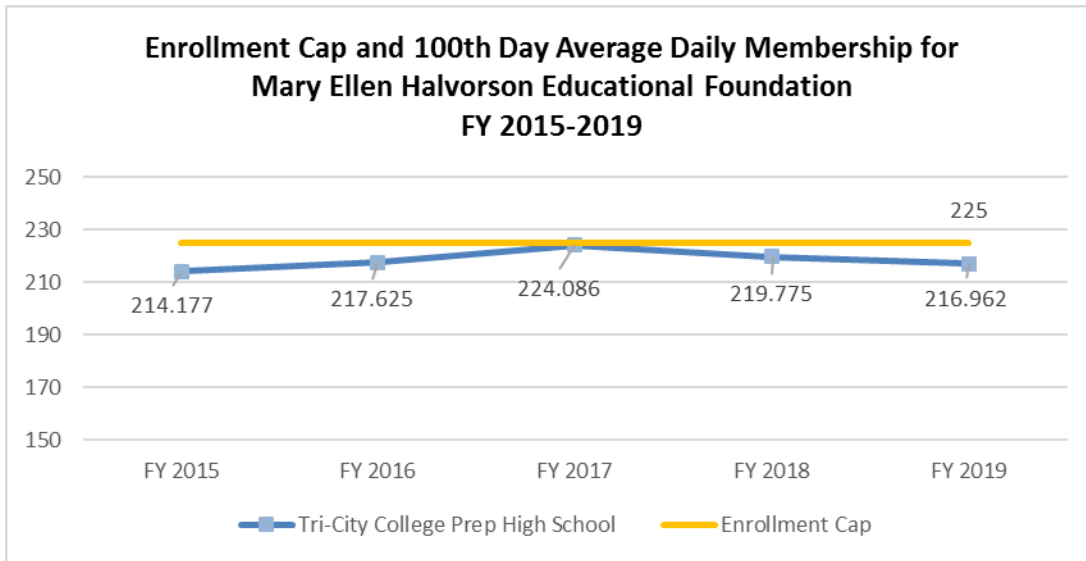
Total Schools	FY 18 Letter Grade	Total Charter Schools	FY 18 State Assessment Data Greater than Tri-City College Prep High School		
			AzMERIT ELA (>68%)	AzMERIT Math (>68%)	AIMS Science (*%)
2	A	2	1	1	N/A
1	B	0	0	0	N/A
Total Number of Schools Performing Better than Tri-City College Prep High School (Percentage of Total)					
3		2 (66%)	1 (33%)	1 (33%)	N/A

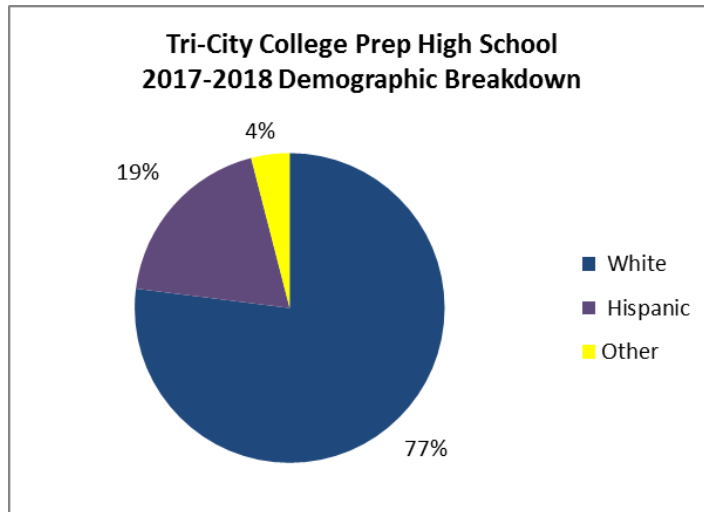
⁺FY 18 State Average Passing

*If the percentage of students is 0% or 100%, or the group includes less than 10 students, the percentage for that group is redacted.

Enrollment and Demographic Data

100th Day Average Daily Membership for FY 2015–FY 2018, and FY 2019 ADM as of January 17, 2019.





No data was available for the percentage of students served by the Charter Holder in FY 2017–2018 who are classified as students eligible for Free or Reduced-Price Lunch, English Language Learners, and Special Education.