

## AGENDA ITEM EXECUTIVE SUMMARY: Enrollment Cap Amendment Request

### Request

Leman Academy of Excellence, Inc. (“Charter Holder”) submitted an expansion request to increase its enrollment cap from 3172 to 5395, beginning in FY 2020. This enrollment cap accounts for three years of projected student enrollment. Concurrently with this request, the Charter Holder has filed a New School Amendment Request to open a new school in Central Tucson, beginning in FY 2021.

*See Appendix A: Amendment Request Materials and Support Materials.*

The Charter Holder operates five brick and mortar schools and one online school, all serving grades K-8. Three schools are in the Tucson area, one is in Mesa, and one is in Sierra Vista. The requested increase is to accommodate the anticipated growth at the current schools as well as at the proposed new school. The Charter Holder plans to host multiple teacher and staff recruitment events to locate and hire employees who share its values. Additionally, the Charter Holder intends to utilize direct mail, television, print, radio and social media in its enrollment efforts and has retained a public relations consultant to help meet these enrollment goals.

### Three Year Plan

	FY 2019	FY 2020	FY 2021	FY 2022
<b>Grade Levels</b>	K-8	K-8	K-8	K-8
<b>Enrollment</b>	3154	3930	4832	5395

Note: Based on the materials submitted in the concurrently filed new school amendment request, if the new school is approved, the total enrollment target for all schools in FY 2022 would be 6170, exceeding the requested enrollment cap.

### Staff Recommendation

The Charter Holder has not met the criteria to receive a staff recommendation for expansion.

Staff Recommendation Criteria	Analysis
<b>In operation for three years.</b>	The Charter Holder has been in operation for four years.
<b>“Meets the Board’s Operational Performance Expectations” based on the dashboards for the most recent two prior years and the current year.</b>	The Charter Holder “Meets” the Board’s Operational Performance Expectations.
<b>“Meets the Board’s Financial Performance Expectations” based on the most recent dashboard.</b>	The Charter Holder “Meets” the Board’s Financial Performance Expectations.
<b>Past enrollment trends indicate the charter will exceed its enrollment cap within the next three years.</b>	The Charter Holder’s ADM in FY 2017 was 895.138, in FY 2018 was 1937.164, and in FY 2019 was 2854.833 (as of January 9, 2019). The charter will likely exceed its enrollment cap in FY 2020.
<b>ADM is within 85% of current enrollment cap</b>	According to ADE School Finance, the Charter Holder currently has an ADM of 2854.833. The charter holder is currently operating at 90% of its current enrollment cap of 3172.
<b>Each school operated by the charter holder: Performs at or above the average performance of a majority of schools within a five-mile radius of each school’s location</b>	Leman Academy of Excellence (92731) performs at or above the average performance of nearby schools in ELA. However, the school does not perform at or above the average performance of nearby schools in Math.  Leman Academy of Excellence (926143) performs at or above the average performance of nearby schools in Math. However, the

<p>school does not perform at or above the average performance of nearby schools in ELA.</p> <p>Leman Academy of Excellence – Sierra Vista performs at or above the average performance of nearby schools in ELA and Math.</p> <p>Leman Virtual Academy performs at or above the average performance of other online schools in ELA and Math.</p> <p>Information regarding nearby schools is provided on page 3 and 4.</p>
--

## Profile

The Charter Holder was granted a new charter in 2014.

### Governance

Corporate Board Members	School Governing Body Members	Type
<b>Christopher Desimone</b>	<b>Joseph Higgins</b>	Charter Organization
<b>Ronald Hatcher</b>	<b>Kevin Leman</b>	Charter Organization
<b>Nicholas Lawson</b>	<b>Wendell Neal</b>	Charter Organization
<b>Mitchell Stallard</b>	<b>Dennis O'Reilly</b>	Charter Organization
<b>Chad Ullman</b>	<b>Anthony Wingate</b>	Charter Organization

*\*School Governing Body members are the same across all schools served by the charter.*

### School Profiles

School Name	Leman Academy of Excellence (Entity ID 92731)			Leman Academy of Excellence (Entity ID 926143)		
Date Open	August 2015			August 2017		
Location	Tucson (Marana)			Oro Valley		
Grades Served	K-8			K-8		
FY 18 Letter Grade	B			B		
	FY 16	FY 17	FY 18	FY 16	FY 17	FY 18
ELA AzMERIT (41% <sup>+</sup> )	68%	64%	57%	N/A	N/A	62%
Math AzMERIT (41% <sup>+</sup> )	67%	56%	54%	N/A	N/A	68%
Science AIMS (52% <sup>+</sup> )	84%	75%	63%	N/A	N/A	84%

*\*FY 18 State Average Passing*

School Name	Leman Academy of Excellence – Sierra Vista			Leman Virtual Academy		
Date Open	August 2017			August 2017		
Location	Sierra Vista			Online		
Grades Served	K-8			K-8		
FY 18 Letter Grade	C			N/A		
	FY 16	FY 17	FY 18	FY 16	FY 17	FY 18
ELA AzMERIT (41% <sup>+</sup> )	N/A	N/A	55%	N/A	N/A	49%
Math AzMERIT (41% <sup>+</sup> )	N/A	N/A	46%	N/A	N/A	34%
Science AIMS (52% <sup>+</sup> )	N/A	N/A	62%	N/A	N/A	*

*\*If the percentage of students is 0% or 100%, or the group includes less than 10 students, the percentage for that group is redacted.*



Leman Academy of Excellence-East Mesa, and Leman Academy of Excellence-East Tucson both opened in August 2018. Therefore, academic performance data is not yet available for these schools.

Additional School Choices Serving Grades K-8 within 5 Miles of Leman Academy of Excellence (Entity ID 92731)

Total Schools	FY 18 Letter Grade	Total Charter Schools	FY 18 State Assessment Data Greater than State Average			Subgroups within (±5%) of Charter Holder's Subgroup Data		
			ELA (>41%)	Math (>41%)	Science (>52%)	FRL (±5%)	ELL (±5%)	SPED (±5%)
6	A	2	6	6	6	2	3	2
6	B	0	5	6	6	0	4	0
1	D	0	0	0	0	0	1	0

Comparison of Nearby Schools to Leman Academy of Excellence (Entity ID 92731)

Total Schools	FY 18 Letter Grade	Total Charter Schools	FY 18 State Assessment Data Greater than Leman Academy of Excellence (Entity ID 92731)		
			AzMERIT ELA (>57%)	AzMERIT Math (>54%)	AIMS Science (>63%)
6	A	2	1	6	5
6	B	0	1	2	4
1	D	0	0	0	0
<b>Total Number of Schools Performing Better than Leman Academy of Excellence (Entity ID 92731) (Percentage of Total)</b>					
13		2 (15%)	2 (15%)	8 (66%)	9 (69%)

Additional School Choices Serving Grades K-8 within 5 Miles of Leman Academy of Excellence (Entity ID 926143)

Total Schools	FY 18 Letter Grade	Total Charter Schools	FY 18 State Assessment Data Greater than State Average			Subgroups within (±5%) of Charter Holder's Subgroup Data		
			ELA (>41%)	Math (>41%)	Science (>52%)	FRL (±5%)	ELL (±5%)	SPED (±5%)
5	A	2	5	5	5	0	*	2
2	B	0	2	2	2	0	*	0

\*Because the percentage of ELL students is not available for the Charter Holder, comparison to nearby schools is not possible.

Comparison of Nearby Schools to Leman Academy of Excellence (Entity ID 926143)

Total Schools	FY 18 Letter Grade	Total Charter Schools	FY 18 State Assessment Data Greater than Leman Academy of Excellence (Entity ID 926143)		
			AzMERIT ELA (>62%)	AzMERIT Math (>68%)	AIMS Science (>84%)
5	A	2	3	3	3
2	B	0	1	0	0
<b>Total Number of Schools Performing Better than Leman Academy of Excellence (Entity ID 926143) (Percentage of Total)</b>					
7		2 (29%)	4 (57%)	3 (43%)	3 (43%)

Additional School Choices Serving Grades K-8 within 5 Miles of Leman Academy of Excellence – Sierra Vista

Total Schools	FY 18 Letter Grade	Total Charter Schools	FY 18 State Assessment Data Greater than State Average			Subgroups within (±5%) of Charter Holder's Subgroup Data		
			ELA (>41%)	Math (>41%)	Science (>52%)	FRL (±5%)	ELL (±5%)	SPED (±5%)
3	A	0	3	3	3	0	*	0
2	B	0	2	2	2	0	*	1
3	C	2	1	1	1	0	*	1
1	D	1	0	0	0	0	*	0

\*Because the percentage of ELL students is not available for the Charter Holder, comparison to nearby schools is not possible.



### Comparison of Nearby Schools to Lemman Academy of Excellence – Sierra Vista

Total Schools	FY 18 Letter Grade	Total Charter Schools	FY 18 State Assessment Data Greater than Lemman Academy of Excellence – Sierra Vista		
			AzMERIT ELA (>55%)	AzMERIT Math (>46%)	AIMS Science (>62%)
3	<b>A</b>	0	2	3	2
2	<b>B</b>	0	1	1	2
3	<b>C</b>	0	0	0	1
1	<b>D</b>	1	0	0	0
<b>Total Number of Schools Performing Better than Lemman Academy of Excellence – Sierra Vista (Percentage of Total)</b>					
9		1 (11%)	3 (33%)	4 (44%)	5 (55%)

### Additional Online School Choices Serving Grades K-8

Total Schools	FY 18 Letter Grade	Total Charter Schools	FY 18 State Assessment Data Greater than State Average			Subgroups within (±5%) of Charter Holder’s Subgroup Data		
			ELA (>41%)	Math (>41%)	Science (>52%)	FRL (±5%)	ELL (±5%)	SPED (±5%)
31	<b>N/A</b>	10	6	3	1	*	*	*

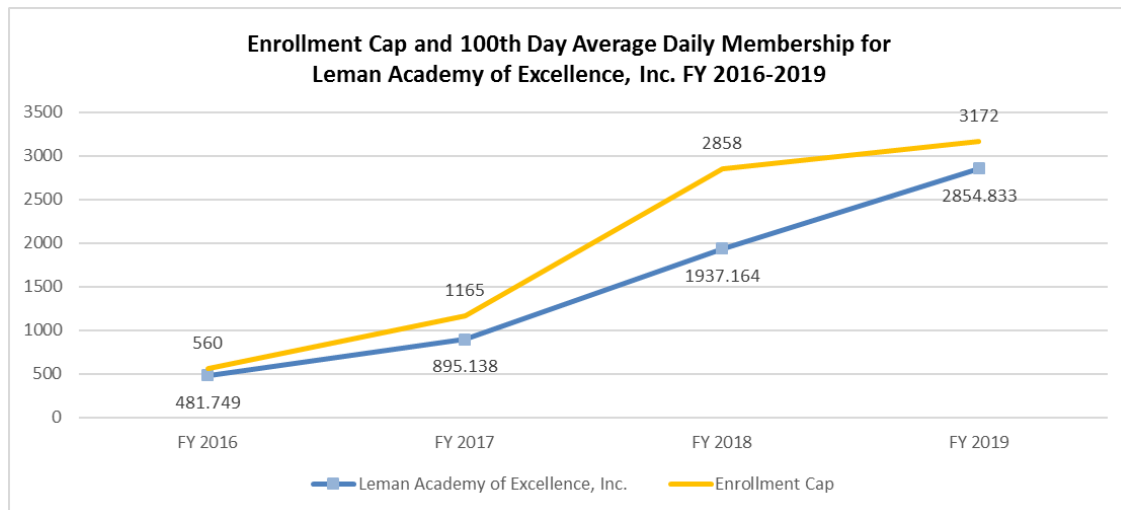
\*Because the percentage of FRL, ELL, and SPED students is not available for the Charter Holder, comparison to nearby schools is not possible.

### Comparison of Nearby Schools to Lemman Virtual Academy

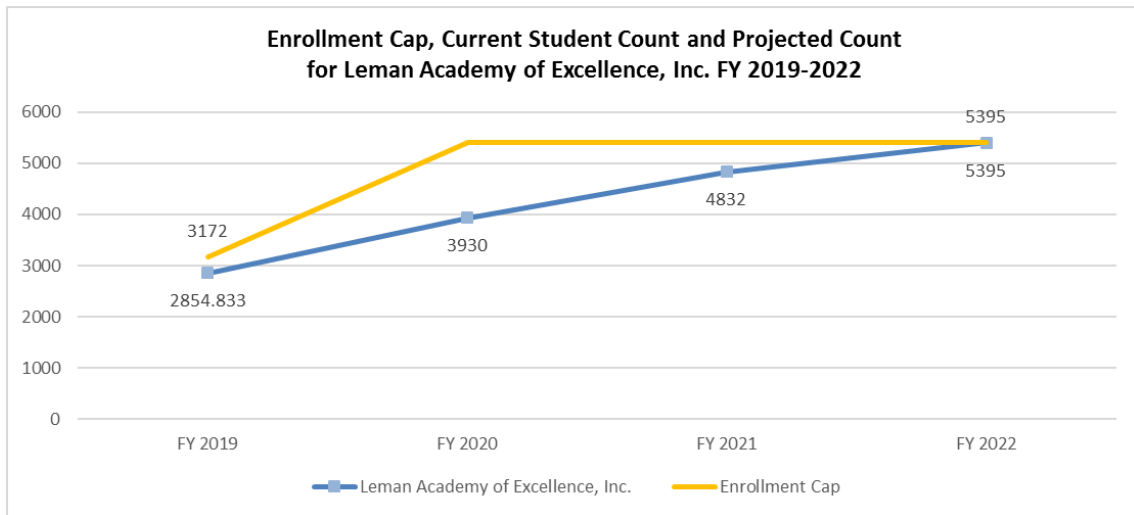
Total Schools	FY 18 Letter Grade	Total Charter Schools	FY 18 State Assessment Data Greater than Lemman Virtual Academy		
			AzMERIT ELA (>49%)	AzMERIT Math (>34%)	AIMS Science (N/A)
31	<b>N/A</b>	10	2	7	N/A
<b>Total Number of Schools Performing Better than School Name (Percentage of Total)</b>					
31		10 (32%)	2 (6%)	7 (23%)	N/A

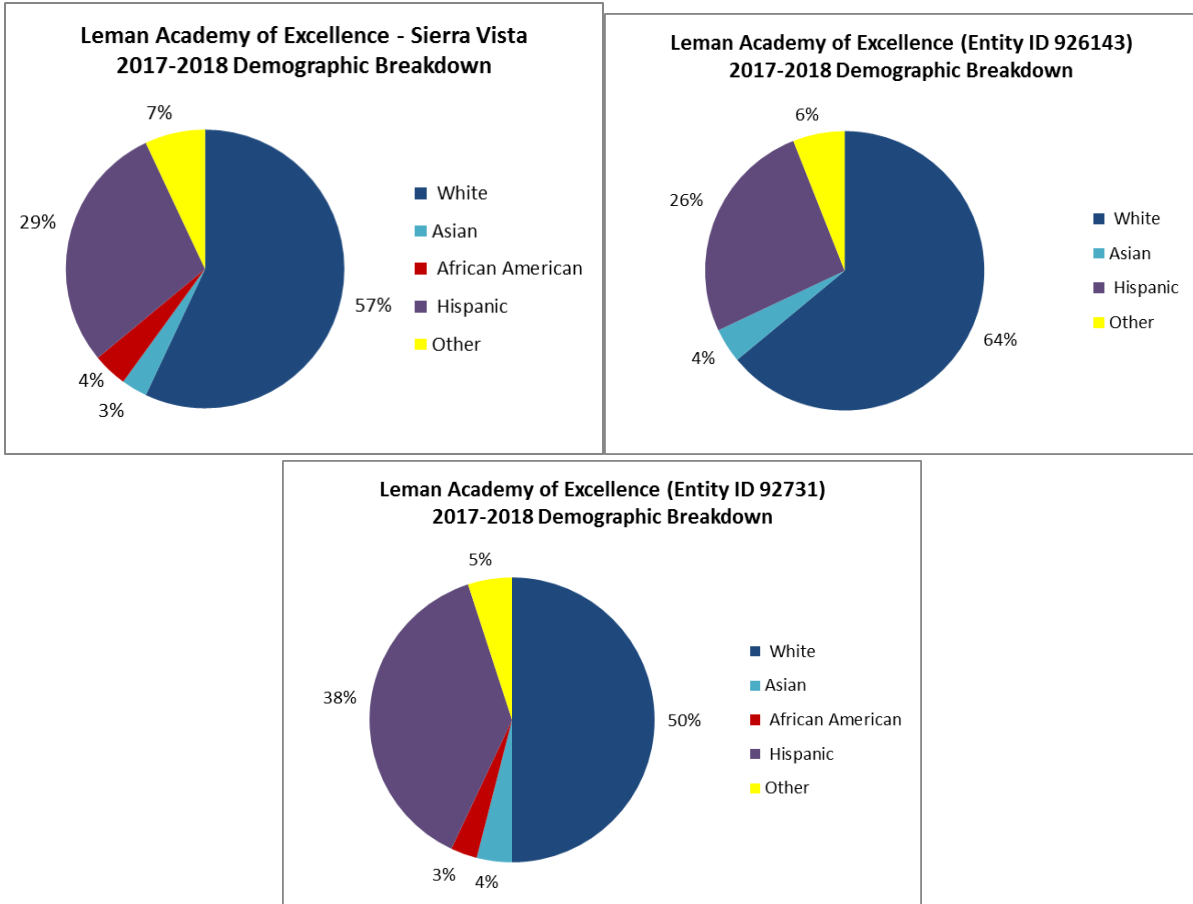
### Enrollment and Demographic Data

100th Day Average Daily Membership for FY 2015–FY 2018, and FY 2019 ADM as of January 9, 2019.



Enrollment Cap and School Specific 100 <sup>th</sup> Day Average Membership for Lemman Academy of Excellence, Inc. FY 2016-2019				
	FY 2016	FY 2017	FY 2018	FY 2019
<b>Charter Holder ECAP</b>	<b>560</b>	<b>1165</b>	<b>2858</b>	<b>3172</b>
Leman Academy of Excellence (Entity ID 92731)	481.749	895.138	1001.157	1023.692
Leman Academy of Excellence (Entity ID 926143)			476.613	573.889
Leman Academy of Excellence - Sierra Vista			432.584	583.45
Leman Virtual Academy			26.812	22.565
Leman Academy of Excellence - East Mesa				70.819
Leman Academy of Excellence - East Tucson				507.873





2017-2018 Subgroup Data			
School Name	Category		
	Free and Reduced Lunch	English Language Learners	Special Education
Lemman Academy – Sierra Vista	20%	*	6%
Lemman Academy of Excellence (Entity ID 926143)	9%	*	7%
Lemman Academy of Excellence (Entity ID 92731)	23%	2%	7%

*\*If the percentage of students is 0% or 100%, or the group includes less than 10 students, the percentage for that group is redacted.*

No subgroup data is available for the percentage of students served at Lemman Virtual Academy in FY 2018. Lemman Academy of Excellence – East Tucson and Lemman Academy of Excellence – East Mesa opened in FY 2019; therefore, subgroup data is not available for 2017-2018.

