

## AGENDA ITEM EXECUTIVE SUMMARY: Enrollment Cap Amendment Request

### Request

Arizona Language Preparatory (“Charter Holder”) submitted an expansion request to increase its enrollment cap from 81 to 157, beginning in FY 2020. This enrollment cap accounts for three years of projected student enrollment.

*See Appendix A: Amendment Request Materials and Support Materials.*

The narrative indicates that Arizona Language Preparatory (“School”) offers “students a tri-lingual learning experience which focuses on Arizona State Standards in English, Spanish, and Mandarin.” The Charter Holder states that in the last five years, it has had “over 100% growth in student enrollment.” The increase is requested based upon this trend. The Charter Holder believes the greatest increase will occur in the kindergarten grades, comprising 26% of the enrollment. As a result, the staffing plan includes the addition of one kindergarten teacher and a reading specialist in FY 2020, and additional primary teachers in FY 2021 and FY 2022. The Charter Holder indicates that it will meet its projected enrollment targets through positive relationships with, and marketing to, local preschools in the area, advertisements at Harkins Theaters, and participation in cultural events related to the languages taught at the School.

### Three Year Plan

	FY 2019	FY 2020	FY 2021	FY 2022
<b>Grade Levels</b>	K-6	K-6	K-6	K-6
<b>Enrollment</b>	78	95	128	157

### Staff Recommendation

The Charter Holder has met the criteria to receive a staff recommendation for expansion.

Staff Recommendation Criteria	Analysis
<b>In operation for three years.</b>	The Charter Holder has been in operation for five years.
<b>“Meets the Board’s Operational Performance Expectations” based on the dashboards for the most recent two prior years and the current year.</b>	The Charter Holder received an Overall Rating of “Meets” the Board’s Operational Performance Expectations.
<b>“Meets the Board’s Financial Performance Expectations” based on the most recent dashboard.</b>	The Charter Holder “Meets” the Financial Performance Expectations.
<b>Past enrollment trends indicate the charter will exceed its enrollment cap within the next three years.</b>	ADM in FY2017 was 52.495, in FY 2018 was 65.135, and in FY 2019 is 68.987 (as of 4/24/2019). With kindergarteners accounted for as 1.0, the Charter Holder will exceed its enrollment cap in FY 2020.
<b>ADM is within 85% of current enrollment cap</b>	According to ADE School Finance, the Charter Holder currently has an ADM of 68.987. The charter holder is currently operating at 85% of its current enrollment cap of 81.
<b>Each school operated by the charter holder:  Offers a unique program of instruction within a five-mile radius from the school’s location.</b>	Arizona Language Preparatory offers a unique program of instruction. According to searches on the ADE website and ASBCS Online, there are no Dual Language schools within a five-mile radius of the school’s current location.

## Profile

The Charter Holder was granted a new charter in 2014.

### Governance

Corporate Board Members
Michael Gerity
Daniel Melton
Brittany Miller
Renita Myers
Steven Neeley
Allison Perrin
Kellie Rosinski

### School Profile

School Name	Arizona Language Preparatory		
Date Open	August 2014		
Location	Phoenix		
Grades Served	K-6		
FY 18 Letter Grade	NR		
	FY 16	FY 17	FY 18
ELA AzMERIT (41% <sup>+</sup> )	86%	*	73%
Math AzMERIT (41% <sup>+</sup> )	86%	*	67%
Science AIMS (52% <sup>+</sup> )	*	*	*

<sup>+</sup>FY 18 State Average Passing

\*If the percentage of students is 0% or 100%, or the group includes less than 10 students, the percentage for that group is redacted.

### Additional School Choices Serving Grades K-6 within 5 Miles of Arizona Language Preparatory

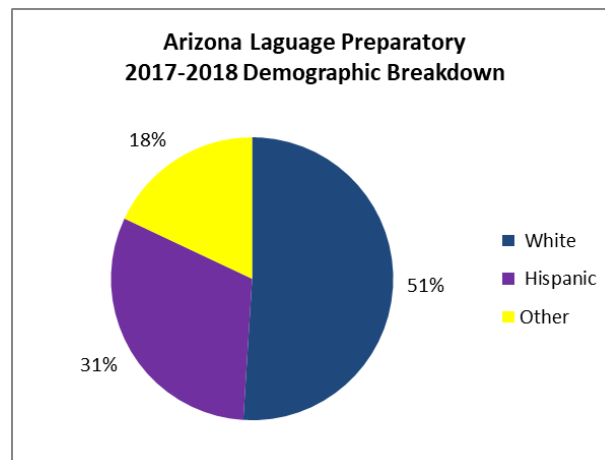
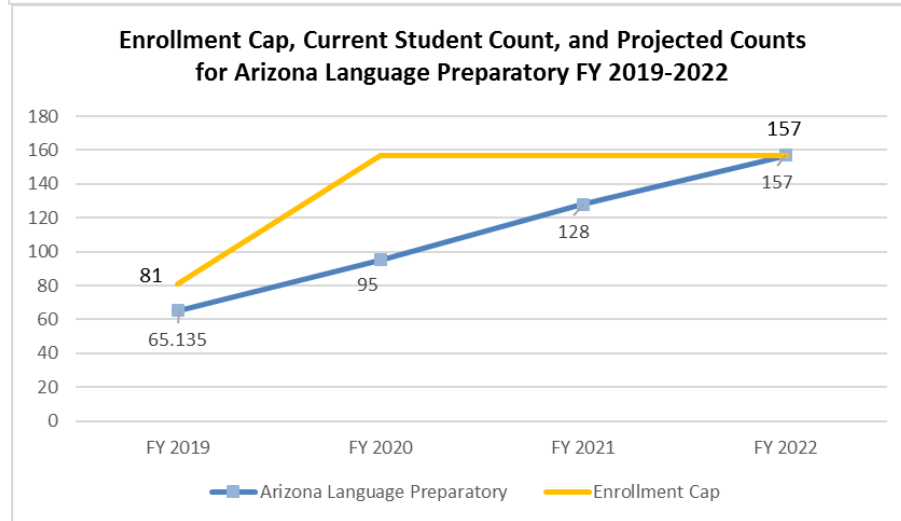
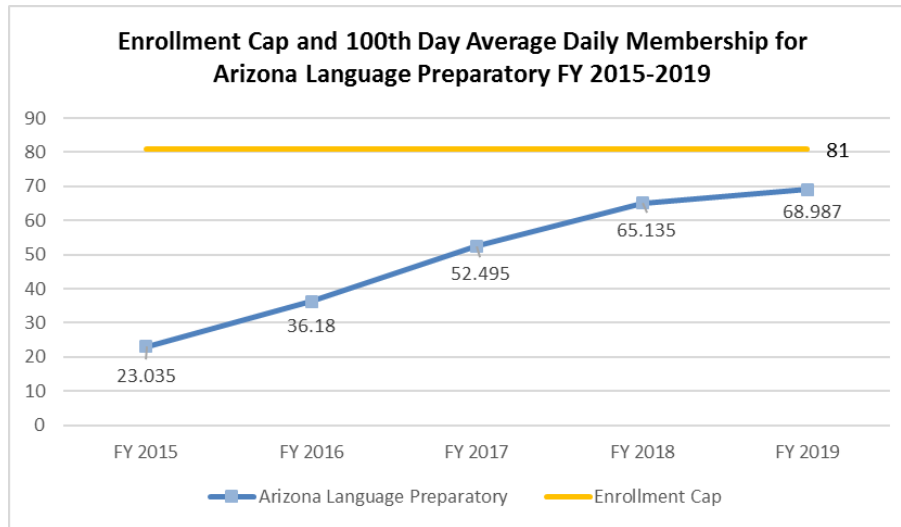
Total Schools	FY 18 Letter Grade	Total Charter Schools	FY 18 State Assessment Data Greater than State Average			Subgroups within (±5%) of Charter Holder's Subgroup Data		
			ELA (>41%)	Math (>41%)	Science (>52%)	FRL (±5%)	ELL (±5%)	SPED (±5%)
18	A	7	18	18	18	*	*	*
6	B	3	6	6	5	*	*	*
8	C	0	3	1	2	*	*	*
1	D	0	0	0	0	*	*	*
2	NR	0	0	1	0	*	*	*

\*Because the percentage of FRL, ELL, AND SPED students is not available for the Charter Holder, comparison to nearby schools is not possible.

### Comparison of Nearby Schools to Arizona Language Preparatory

Total Schools	FY 18 Letter Grade	Total Charter Schools	FY 18 State Assessment Data Greater than Arizona Language Preparatory		
			AzMERIT ELA (>73%)	AzMERIT Math (>67%)	AIMS Science (>*)
18	A	7	8	11	*
6	B	3	2	2	*
8	C	0	0	0	*
1	D	0	0	0	*
2	NR	0	0	0	*
Total Number of Schools Performing Better than Arizona Language Preparatory (Percentage of Total)					
35		10 (29%)	10 (29%)	13 (37%)	*

Enrollment and Demographic Data  
 100th Day Average Daily Membership for FY 2015–FY 2019.



No data was available for the percentage of students served by the Charter Holder in FY 2017–2018 who are classified as students eligible for Free or Reduced-Price Lunch, English Language Learners, and Special Education.

