

AGENDA ITEM EXECUTIVE SUMMARY: New School Amendment Request

Request

Southwest Leadership Academy (“Charter Holder”) submitted an expansion amendment request to add a new school to the existing charter contract, beginning in FY 2019.

See Appendix A: Amendment Request Materials and Support Materials.

The Charter Holder is requesting to add a second school to its charter at the location that is currently utilized by StarShine Academy. Opening at this location would enable the Charter Holder to serve the current StarShine high school students, as well as additional students from the neighborhood. For the 100 students it plans to serve at this new location, the Charter Holder intends to have a staff of 10, including 4.5 teachers, a part-time special education teacher, one paraprofessional, one behavior mentor, one office/administrative assistant, a part-time counselor, one principal, and a part time compliance officer. The target population will include disconnected and at-risk youth in grades 9-12. The Charter Holder will provide a free child care facility on campus for students with young children so the parent(s) may attend the school. The alternative high school program at the new school will offer options that include Science and Technology Programs and culinary arts, as well as Woz University coursework for coding and drone development and repair.

Three Year Plan

	FY 2018	FY 2019	FY 2020	FY 2021
Grade Levels	9 - 12	9 - 12	9 - 12	9 - 12
Enrollment	387	500	500	500

Staff Recommendation

The Charter Holder has not met the criteria to receive a staff recommendation for expansion.

Staff Recommendation Criteria	Analysis
In operation for three years.	The Charter Holder has been in operation for 5 years.
“Meets the Board’s Operational Performance Expectations” based on the dashboards for the most recent two prior years and the current year.	The Charter Holder “Meets” the Board’s Operational Performance Expectations.
“Meets the Board’s Financial Performance Expectations” based on the most recent dashboard.	The Charter Holder “Meets” the Board’s Financial Performance Expectations.
Each school operated by the Charter Holder: Performs at or above the average performance of a majority of schools within a five-mile radius of the school’s current location <u>or</u> offers a unique program of instruction within a five-mile radius of its current location. AND Performs at or above the average performance of a majority of schools within a five-mile radius of the proposed school’s location <u>or</u> offers a unique program of instruction within a five-mile radius of its proposed location.	When compared to nearby schools at the current location: Southwest Leadership Academy does not offer a unique program of instruction. According to searches on the ADE website and ASBCS Online, there are 12 alternative schools within a five-mile radius of the school’s current location. Because the Charter Holder does not have FY 2017 data on file for ELA or Math, it cannot be determined if the Charter Holder outperforms alternative schools at the current location. AND

At the proposed school's location:
 High Point Leadership Academy will not offer a unique program of instruction. According to searches on the ADE website and ASBCS Online, there are 8 alternative schools within a five-mile radius of the school's proposed location.

Because the Charter Holder does not have FY 2017 data on file for ELA or Math, it cannot be determined if the Charter Holder outperforms alternative schools at the proposed location.

Information regarding nearby schools is provided on page 2 and 3.

Profile

The Charter Holder was granted a new charter in 2013.

Governance

Corporate Board Members
Jennifer Diaz
Michael Gantt
Brian Heath
Mark Hendershot
Terry Hines
Ruben Olivas

School Profile

School Name	Southwest Leadership Academy		
Date Open	August 2013		
Location	Phoenix		
Grades Served	9 - 12		
FY 14 Letter Grade	D-ALT		
	FY 15	FY 16	FY 17
ELA AzMERIT (13% ⁺)	*	<2%	N/A
Math AzMERIT (10% ⁺)	4%	<2%	*
Science AIMS	*	N/A	10%

**FY 17 State Average Passing for Alternative Schools*
**If the percentage of students is 0% or 100%, or the group includes less than 10 students, the percentage for that group is redacted.*

Additional Alternative School Choices Serving Grades 9 - 12 within 5 Miles of High-Point Leadership Academy (Proposed School)

Total Schools	FY 14 Letter Grade	Total Charter Schools	FY 17 State Assessment Data Greater than State Average for Alternative Schools		Subgroups within (±5%) of Charter Holder's Subgroup Data		
			ELA (>13%)	Math (>10%)	FRL (±5%)	ELL (±5%)	SPED (±5%)
2	B-ALT	2	0	0	0	*	*
4	C-ALT	4	0	0	1	*	*
1	D-ALT	1	0	0	0	*	*
1	N/A	0	0	0	0	*	*



*Because the percentage of ELL AND SPED students is not available for the Charter Holder, comparison to nearby schools is not possible.

Comparison of Nearby Alternative Schools to Southwest Leadership Academy (Current Location)

Total Schools	FY 14 Letter Grade	Total Charter Schools	FY 17 State Assessment Data Greater than Southwest Leadership Academy		
			AzMERIT ELA (N/A†)	AzMERIT Math (*)	AIMS Science (>10%)
4	B-ALT	3	N/A	*	0
4	C-ALT	4	N/A	*	0
1	D**	1	N/A	*	0
1	F	1	N/A	*	1
2	N/A	0	N/A	*	0
Total Number of Schools		Total Number of Schools Performing Better Than Southwest Leadership Academy (Percentage of Total)			
12	9 (75%)	N/A	*	1 (8%)	

*Because the percent passing for Math is not available for the Charter Holder, comparison to nearby schools is not possible.

**This school was not classified as alternative in FY 2014, but has since been approved for Alternative status.

†Southwest Leadership Academy did not have any test records for ELA in FY 2017.

Comparison of Nearby Alternative Schools to Southwest Leadership Academy (Proposed Location)

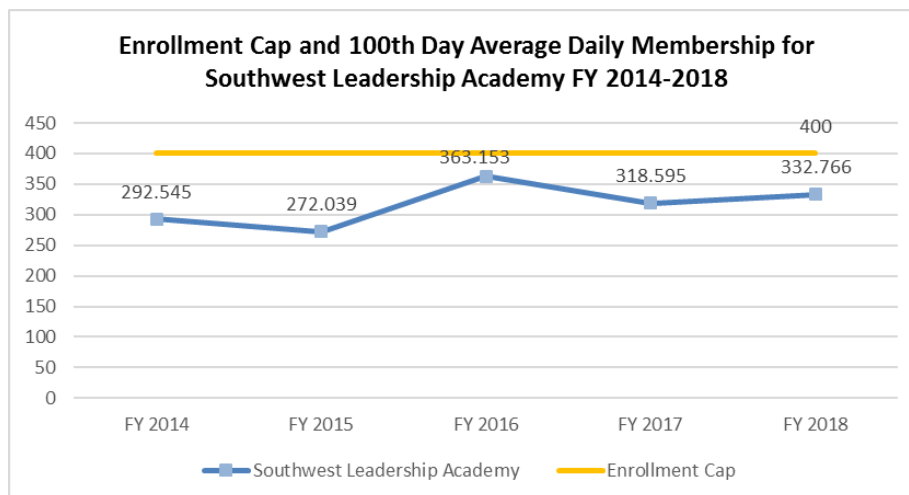
Total Schools	FY 14 Letter Grade	Total Charter Schools	FY 17 State Assessment Data Greater than Southwest Leadership Academy		
			AzMERIT ELA (N/A†)	AzMERIT Math (*)	AIMS Science (>10%)
2	B-ALT	2	N/A	*	0
4	C-ALT	4	N/A	*	1
1	D-ALT	1	N/A	*	0
1	N/A	0	N/A	*	0
Total Number of Schools		Total Number of Schools Performing Better Than Southwest Leadership Academy (Percentage of Total)			
8	7 (88%)	N/A	*	1 (13%)	

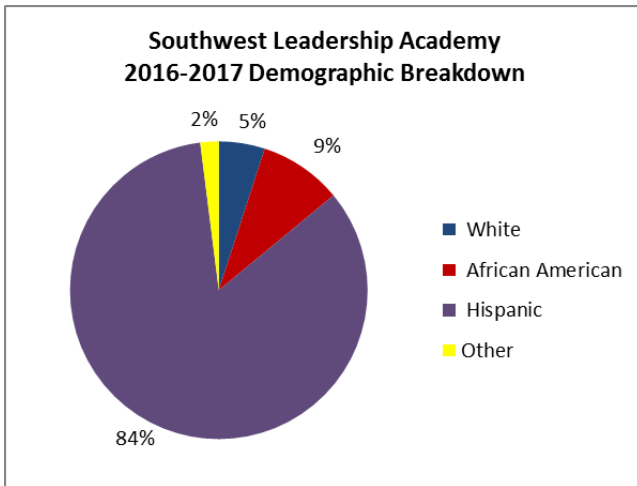
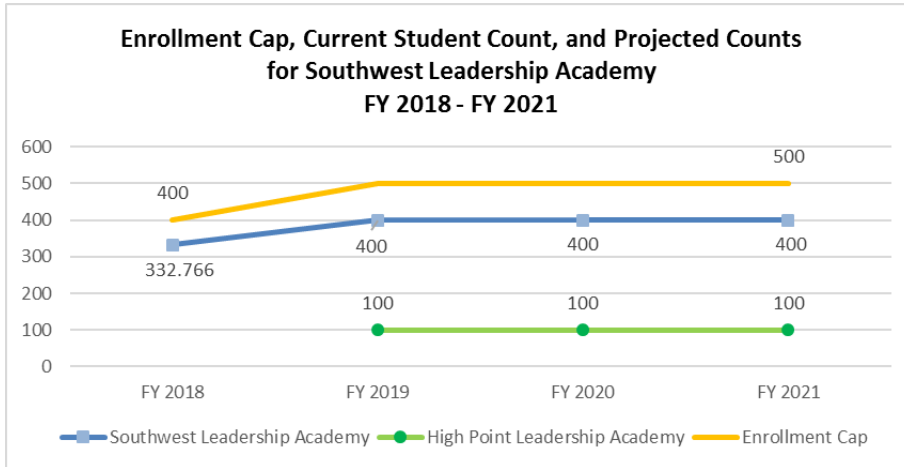
*Because the percent passing for Math is not available for the Charter Holder, comparison to nearby schools is not possible.

†Southwest Leadership Academy did not have any test records for ELA in FY 2017.

Enrollment and Demographic Data

100th Day Average Daily Membership for FY 2014–FY 2018.





2016-2017 Subgroup Data	
Free and Reduced Lunch	36%
English Language Learners	*
Special Education	*

**If the percentage of students is 0% or 100%, or the group includes less than 10 students, the percentage for that group is redacted.*