

AGENDA ITEM EXECUTIVE SUMMARY: Enrollment Cap Amendment Request

Request

Self Development Charter School, Inc. dba Self Development Academy (“Charter Holder”) submitted an expansion request to increase its enrollment cap from 500 to 650, beginning in FY 2019. This enrollment cap accounts for 3 years of projected student enrollment.

See Appendix A: Amendment Request Materials and Support Materials.

The rationale for the Charter Holder’s increase in its enrollment cap is to accommodate the increased interest from families to enroll students in the Kindergarten and Middle School grade levels at Self Development Academy (“School”). The Charter Holder anticipates enrolling 100 Kindergarteners and 90 1st Graders in FY 2019; however, the current enrollment capacity and “facility codes do not allow for such an increase at the lower grade levels.” In addition, the Charter Holder states that by looking at past enrollment trends in 6th, 7th, and 8th grade, they expect the middle school grades to grow by 158% in FY 2019. According to the Charter Holder, expanding the campus “by adding a two-story building and increasing the enrollment capacity will help ensure that our institution is teaching at its optimum capacity.” The Staffing Chart and narrative outline year over year increases to the school’s administrative, instructional, and non-instructional staff to meet the anticipated increase in enrollment. The Charter Holder “uses its website, teacher fairs, word of mouth, colleague referrals, and internet advertisement for teacher recruitment.” Teacher training “takes place in the classroom under mentor teachers, by professional development trainers on the school staff, and outside training vendors.” The Charter Holder states that the historical rate of returning students is 90% and, taking an increased enrollment cap into consideration, the anticipated new student enrollment for FY 2019 will be 194 students.

Three Year Plan

	FY 2018	FY 2019	FY 2020	FY 2021
Grade Levels	K-8	K-8	K-8	K-8
Enrollment	464	590	650	650

Staff Recommendation

The Charter Holder has not met the criteria to receive a staff recommendation for expansion.

Staff Recommendation Criteria	Analysis
In operation for three years.	The Charter Holder has been in operation for 18 years.
“Meets the Board’s Operational Performance Expectations” based on the dashboards for the most recent two prior years and the current year.	The Charter Holder received an Overall Rating of “Meets” the Board’s Operational Performance Expectations.
“Meets the Board’s Financial Performance Expectations” based on the most recent dashboard.	The Charter Holder “Meets” Financial Performance Expectations.
Past enrollment trends indicate the charter will exceed its enrollment cap within the next three years.	The Charter Holder’s ADM in FY 2016 was 434.732, in FY 2017 was 436.514, and in FY 2018 was 416.532. This does not demonstrate the charter holder will exceed its enrollment cap within the next three years. Information regarding enrollment trends is provided on page 3.
ADM is within 85% of current enrollment cap.	According to ADE School Finance, the Charter Holder currently serves 416.532 students. The current enrollment cap is 500 and is within 83% of its current enrollment cap.



	When the ADM is adjusted to account for Kindergarten as 1.0, the enrollment increases to 457.532, putting the Charter Holder within 92% of its current enrollment cap.
Each school operated by the charter holder: Performs at or above the average performance of a majority of schools within a five-mile radius of the school's location.	Self Development Academy performs at or above the average performance of nearby schools in ELA and Math. Information regarding nearby schools is provided on pages 2 and 3.

Profile

The Charter Holder was granted a renewal charter in 2014.

Governance

Corporate Board Members
Rachel Hunt
Vernetta Madsen
Anjum Majeed
Asif Majeed

School Profile

School Name	Self Development Academy		
Date Open	August 2003		
Location	Mesa		
Grades Served	K-8		
FY 17 Letter Grade	A		
	FY 15	FY 16	FY 17
ELA AzMERIT (39% ⁺)	78%	86%	84%
Math AzMERIT (40% ⁺)	85%	86%	89%
Science AIMS (53% ⁺)	97%	97%	93%

⁺FY 17 State Average Passing

Additional School Choices Serving Grades K-8 within 5 Miles of Self Development Academy

Total Schools	FY 14 Letter Grade	Total Charter Schools	FY 17 State Assessment Data Greater than State Average			Subgroups within (±5%) of Charter Holder's Subgroup Data		
			ELA (>39%)	Math (>40%)	Science (>53%)	FRL (±5%)	ELL (±5%)	SPED (±5%)
21	A	4	20	20	21	*	*	9
12	B	1	7	8	9	*	*	1
10	C	2	2	3	5	*	*	0
1	D	1	0	0	0	*	*	0
2	N/A	2	1	2	1	*	*	2

*Because the percentage of FRL and ELL students is not available for the Charter Holder, comparison to nearby schools is not possible.

Comparison of Nearby Schools to Self Development Academy

Total Schools	FY 14 Letter Grade	Total Charter Schools	FY 17 State Assessment Data Greater than Self Development Academy		
			AzMERIT ELA (>84%)	AzMERIT Math (>89%)	AIMS Science (>93%)
21	A	4	3	2	3
12	B	1	0	0	0
10	C	2	0	0	0
1	D	1	0	0	0
2	N/A	2	0	0	0
Total Number of Schools		Total Number of Schools Performing Better Than Self Development Academy (Percentage of Total)			
46	10 (22%)	3 (7%)	2 (4%)	3 (7%)	

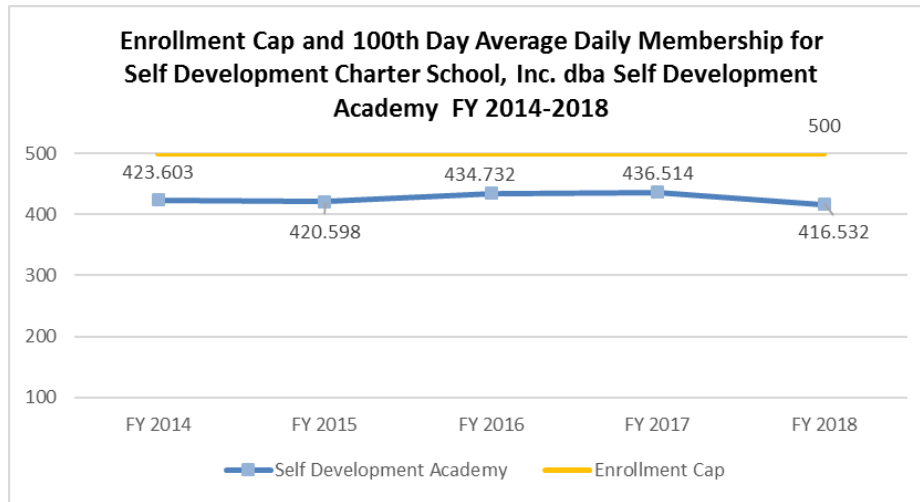
School Associated with Self Development Academy

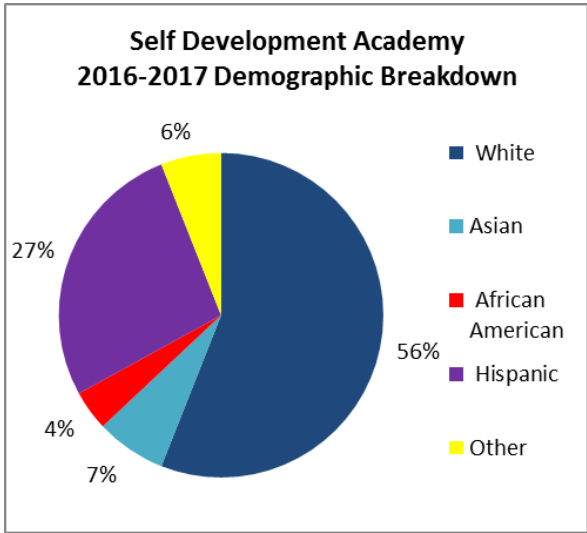
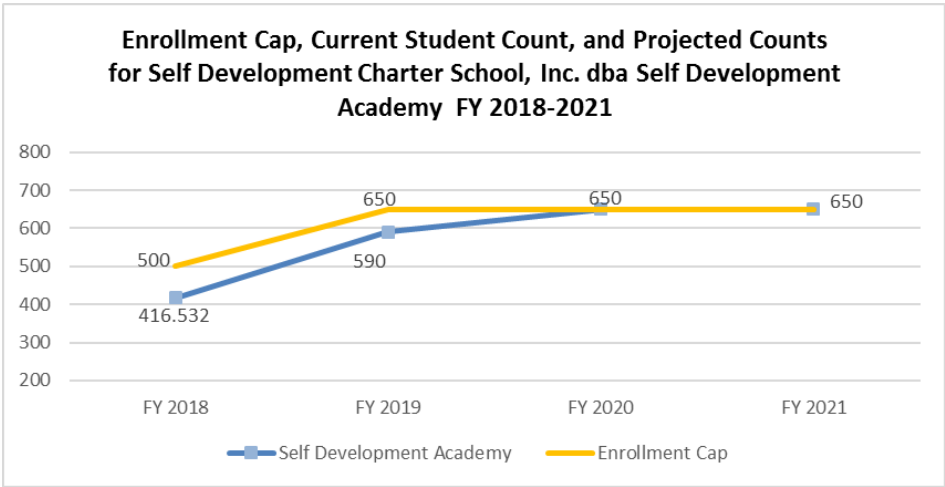
School operated by the same charter holder but under different charter contracts			
Charter Holder Name	Self Development Academy-Phoenix		
School Name	Self Development Academy-Phoenix		
FY 2017 Letter Grade	B		
	FY 15	FY 16	FY 17
ELA AzMERIT (39% ⁺)	N/A	28%	30%
Math AzMERIT (40% ⁺)	N/A	36%	33%
Science AIMS (53% ⁺)	N/A	40%	48%

⁺FY 17 State Average Passing

Enrollment and Demographic Data

100th Day Average Daily Membership for FY 2014–FY 2018.





2016-2017 Subgroup Data	
Free and Reduced Lunch	*
English Language Learners	*
Special Education	6%

**If the percentage of students is 0% or 100%, or the group includes less than 10 students, the percentage for that group is redacted.*

