

AGENDA ITEM EXECUTIVE SUMMARY: School Location with Enrollment Cap Amendment Request

Request

Archway Classical Academy Scottsdale (“Charter Holder”) submitted a School Location Amendment Request and an enrollment cap expansion request to increase the enrollment cap from 480 to 1125, beginning in FY 2019. This enrollment cap accounts for 3 years of projected student enrollment. Additionally, the Charter Holder has concurrently submitted a School Specific Change in Grades to increase their grade levels served from K-4 to K-5.

See Appendix A: Amendment Request Materials and Support Materials.

The Charter Holder is constructing a larger building to accommodate additional classrooms for its elementary program. As stated in its narrative, Archway Scottsdale (“AS”) plans “to reach full build out with 6 classes per grade of 31 students.” The Charter Holder plans to hire an additional 41 staff members in FY 2019 and 14 additional staff the following year. The narrative indicates that the Charter Holder has a waiting list of approximately 945 students to meet its enrollment goals.

Three Year Plan

	FY 2018	FY 2019	FY 2020	FY 2021
Grade Levels	K-4	K-5	K-5	K-5
Enrollment	405	930	1,125	1,125

Staff Recommendation

The Charter Holder has not met the criteria to receive a staff recommendation for expansion.

Staff Recommendation Criteria	Analysis
In operation for three years.	The Charter Holder has been in operation for 7 years.
“Meets the Board’s Operational Performance Expectations” based on the dashboards for the most recent two prior years and the current year.	The Charter Holder “Meets” the Board’s Operational Performance Expectations.
“Meets the Board’s Financial Performance Expectations” based on the most recent dashboard.	The Charter Holder “Meets” the Board’s Financial Performance Expectations.
Past enrollment trends indicate the charter will exceed its enrollment cap within the next three years.	ADM in FY 2016 was 361.553, FY 2017 was 360.879, and FY 2018 was 362.795 (as of April 4, 2018). Based on these trends, the charter is not likely to exceed its enrollment cap within the next three years. Information regarding enrollment trends is provided on page 3.
ADM is within 85% of current enrollment cap.	According to ADE School Finance, the Charter Holder currently has an ADM of 362.795. The charter holder is currently operating at 75% of its current enrollment cap of 480. When the ADM is adjusted to account for Kindergarten as 1.0, the number increases to 405.381, putting the Charter Holder within 84% of its current enrollment cap.
Each school operated by the charter holder performs at or above the average performance of a majority of	Great Hearts Academies – Archway Scottsdale performs at or above the average performance of nearby schools in ELA and Math.

schools within a five-mile radius of the school's location.

Information regarding nearby schools is provided on page 2 and 3.

Profile

The Charter Holder was granted a new charter in 2010.

Governance

Corporate Board Members
James Heiler
Daniel Scoggin

School Governing Body Members	Type
Kyle Bohannon	Parent
Alison Chaney	Community
Cindy Coughlon	Community
Andrew Ellison	Community
Jack Kersting	Community
Mike Minnaugh	Community
Kurt Petricek	Community
Amanda Shearer	Charter Organization

School Profile

School Name	Great Hearts Academies – Archway Scottsdale		
Date Open	August 2011		
Location	Scottsdale		
Grades Served	K-4		
FY 17 Letter Grade	A		
	FY 15	FY 16	FY 17
ELA AzMERIT (39% ⁺)	84%	77%	83%
Math AzMERIT (40% ⁺)	78%	74%	84%
Science AIMS (53% ⁺)	96%	94%	97%

⁺FY 17 State Average Passing

Additional School Choices Serving Grades K-5 within 5 Miles of Great Hearts Academies – Archway Scottsdale

Total Schools	FY 14 Letter Grade	Total Charter Schools	FY 17 State Assessment Data Greater than State Average			Subgroups within (±5%) of Charter Holder's Subgroup Data		
			ELA (>39%)	Math (>40%)	Science (>53%)	FRL (±5%)	ELL (±5%)	SPED (±5%)
16	A	2	16	16	16	*	*	13
1	B	0	1	1	1	*	*	0
1	C	0	1	1	1	*	*	0
1	N/A	1	1	1	0	*	*	1

*Because the percentage of FRL and ELL students is not available for the Charter Holder, comparison to nearby schools is not possible.

Comparison of Nearby Schools to Great Hearts Academies – Archway Scottsdale

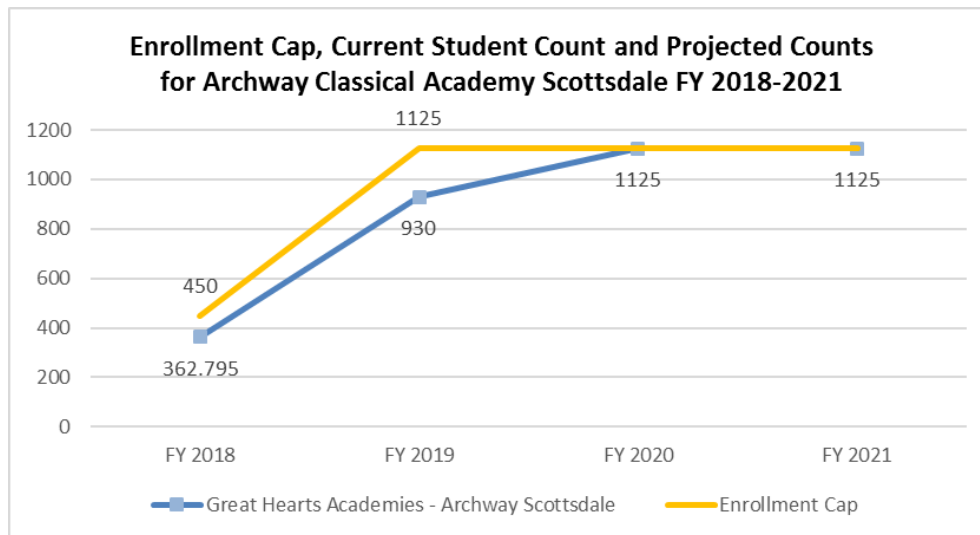
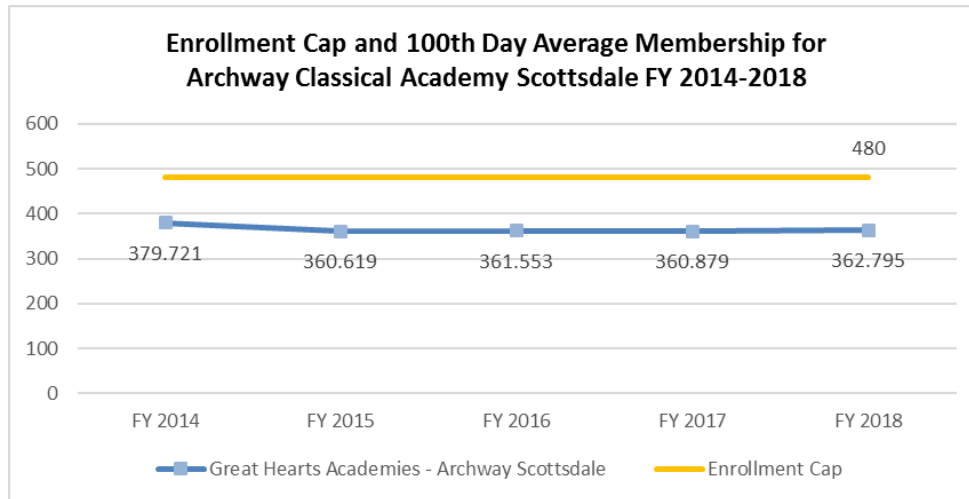
Total Schools	FY 14 Letter Grade	Total Charter Schools	FY 17 State Assessment Data Greater than Great Hearts Academies – Archway Scottsdale		
			AzMERIT ELA (>83%)	AzMERIT Math (>84%)	AIMS Science (>97%)
17	A	3	1	1	0
2	B	1	0	0	0
2	C	1	0	0	0
1	D	0	0	0	0
2	N/A	2	1	1	0
Total Number of Schools			Total Number of Schools Performing Better than Great Hearts Academies – Archway Scottsdale (Percentage of Total)		
24		7 (29%)	2 (8%)	2 (8%)	0 (0%)

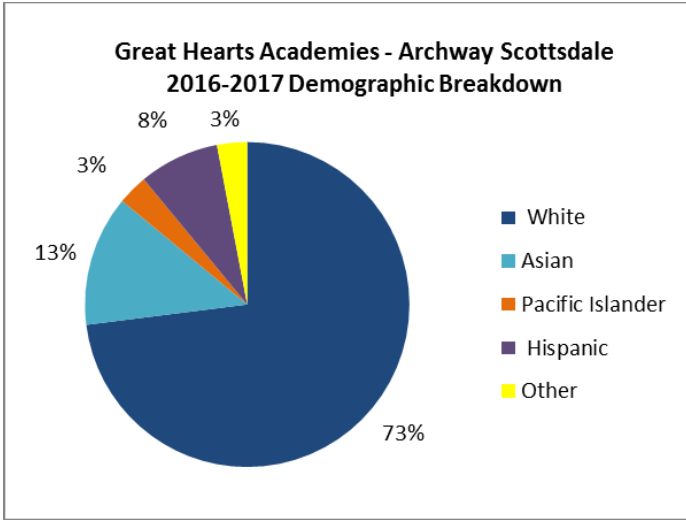
Schools Associated with Great Hearts Academies – Archway Scottsdale

See Appendix C: Associated Schools for more information.

Enrollment and Demographic Data

100th Day Average Daily Membership for FY 2014–FY 2018 ADM.





2016-2017 Subgroup Data	
Free and Reduced Lunch	*
English Language Learners	*
Special Education	6%

**If the percentage of students is 0% or 100%, or the group includes less than 10 students, the percentage for that group is redacted.*

