

Renewal Executive Summary

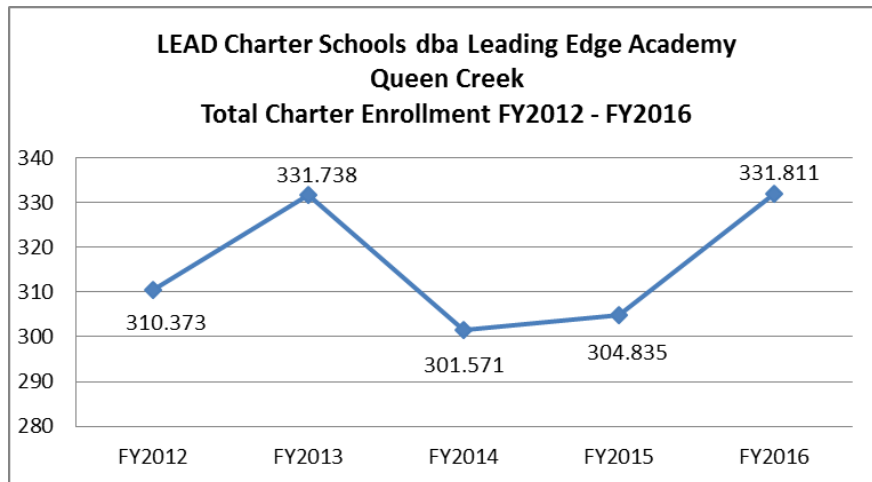
I. Performance Summary

Renewal application requirements are based upon the Charter Holder’s past performance as measured by the Board’s Academic, Financial, and Operational¹ Performance Frameworks. The table below identifies areas for which the Charter Holder demonstrated acceptable performance. For “Acceptable” academic and financial performance, the Charter Holder was waived from submission requirements for the renewal application.

Area	Acceptable	Not Acceptable
Academic Framework	☒	☐
Financial Framework	☒	☐
Operational Framework	☒	☐

II. Profile

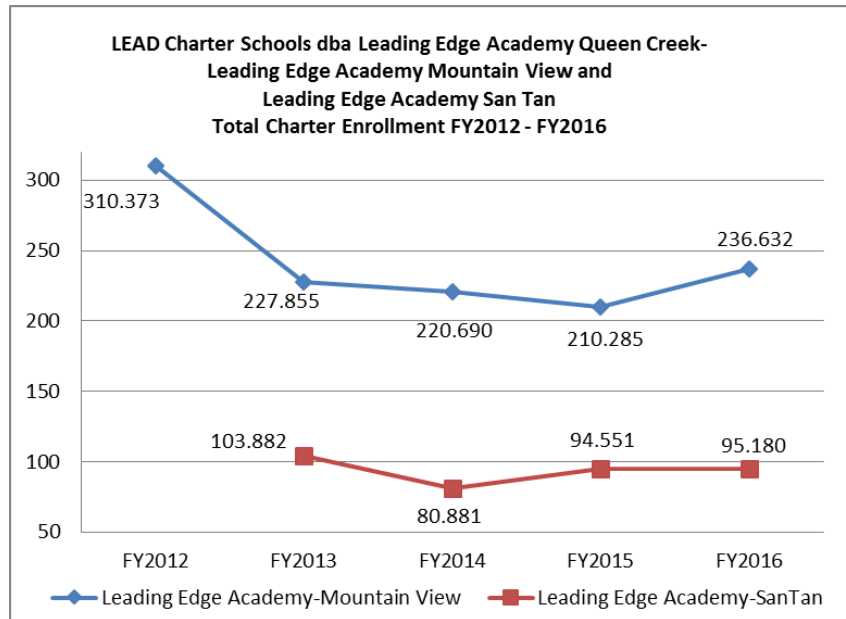
LEAD Charter Schools dba Leading Edge Academy Queen Creek operates two schools, Leading Edge Academy Mountain View, serving grades K-5 in Queen Creek, and Leading Edge Academy San Tan, serving grades 6–12 in Queen Creek. The graph below shows the Charter Holder’s actual 100th day average daily membership (ADM) for fiscal years 2012–2016.



¹ The Operational Performance Framework does not require additional submissions for charter holders that have “Not Acceptable” operational performance.



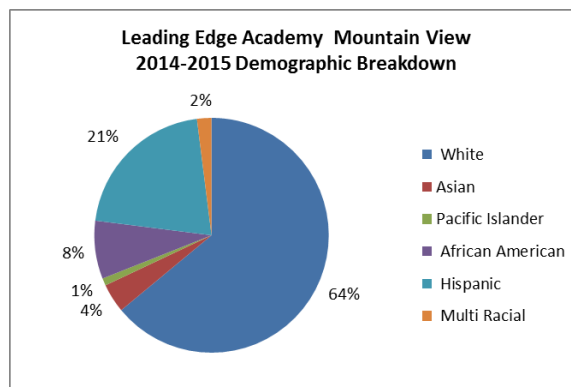
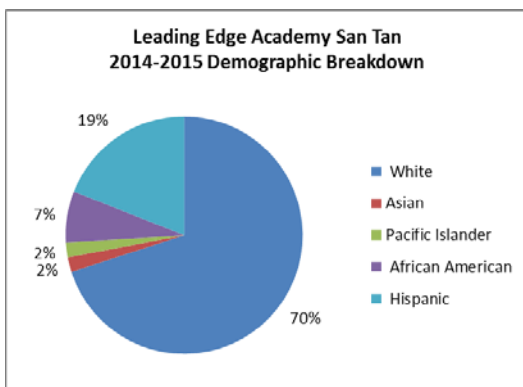
The graph below shows the Charter Holder’s actual 100th day ADM for fiscal years 2012–2016 broken down by school site.



The academic performance of Leading Edge Academy Mountain View and Leading Edge Academy San Tan is represented in the table below. The Academic Dashboard(s) for the schools can be seen in appendix: B. Academic Dashboards.

School Name	Opened	Current Grades Served	2012 Overall Rating	2013 Overall Rating	2014 Overall Rating
Leading Edge Academy Mountain View	09/06/2005	K – 5	70.59/B	62.19/B	71.88/B
Leading Edge Academy San Tan	07/02/2012	6-12		52.94/C	65.44/B

The demographic data for Leading Edge Academy Mountain View and Leading Edge Academy San Tan from the 2014–2015 school year is represented in the charts below.²



² Information provided by the Research and Evaluation Division of the ADE. ASBCS, May 9, 2016



The percentage of students who were eligible for Free and Reduced Lunch, classified as English Language Learners, and classified as students with disabilities in the 2014–2015 school year is represented in the table below.³

Category	Leading Edge Academy Mountain View	Leading Edge Academy San Tan
Free and Reduced Lunch	41%	51%
English Language Learners		
Special Education	7%	14%

LEAD Charter Schools dba Leading Edge Academy Queen Creek has not been brought before the Board for any items or actions in the past 12 months.

III. Success of the Academic Program

The academic performance of the school operated by the Charter Holder meets the Board’s Academic Standard set forth in the Performance Framework adopted by the Board. Therefore, the Charter Holder was not required to submit a Demonstration of Sufficient Progress.

IV. Viability of the Organization

The Charter Holder meets the Board’s Financial Performance Expectations set forth in the Performance Framework adopted by the Board. Therefore, the Charter Holder was not required to submit a Financial Performance Response.

V. Adherence to the Terms of the Charter

For fiscal year 2015, the Charter Holder meets the Board’s Operational Performance Standard set forth in the Performance Framework adopted by the Board and, to date, has no measures rated as “Falls Far Below Standard” for the current fiscal year (appendix: A. Renewal Summary Review).

VI. Staff Recommendation

Based upon the Charter Holder meeting the Academic Standard set forth in the Board’s Performance Framework, completing the obligations of the contract, complying with applicable statutory requirements, and the information in the renewal application package, I move to approve the request for charter renewal and grant a renewal contract to LEAD Charter Schools dba Leading Edge Academy Queen Creek.

³ Information provided by the Research and Evaluation Division of the ADE. If the percentage of students in a non-ethnicity-based demographic group is not reported or is 0% or 100%, the percentage for that demographic group was redacted.



APPENDIX A
RENEWAL SUMMARY REVIEW

Five-Year Interval Report

[Back to reports list](#)

ARIZONA STATE BOARD FOR CHARTER SCHOOLS

Renewal Summary Review

Interval Report Details

[Hide Section](#)

Report Date:	04/26/2016	Report Type:	Renewal
--------------	------------	--------------	---------

Charter Contract Information

[Hide Section](#)

Charter Corporate Name:	LEAD Charter Schools dba Leading Edge Academy Queen Creek		
Charter CTDS:	07-81-01-000	Charter Entity ID:	91174
Charter Status:	Open	Contract Effective Date:	05/23/2002
Number of Schools:	2	Contractual Days:	<ul style="list-style-type: none"> Leading Edge Academy Mountain View: 180 Leading Edge Academy San Tan: 180
Charter Grade Configuration:	K-12	Contract Expiration Date:	05/22/2017
FY Charter Opened:	2012	Charter Signed:	07/13/2011
Charter Granted:	06/13/2011	Charter Enrollment Cap	450
Corp. Type	Non Profit		

Charter Contact Information

[Hide Section](#)

Mailing Address:	633 E. Ray Road Ste. 132 Gilbert, AZ 85296	Website:	—
Phone:	480-633-0414	Fax:	480-558-7038
Mission Statement:	To train a Generation for Excellence. To provide proven Back to the Basics traditional education. To return to a Character Counts whole person understanding of education where positive character traits will be modeled, expected, and taught. To foster parental partnering in the educational process of our children.		
Charter Representatives:	Name:	Email:	FCC Expiration Date:
	1.) Mr. Delmer Geesey	dgeesey @leadingedgeacademy.com	03/10/2016

Academic Performance - Leading Edge Academy San Tan

[Hide Section](#)

School Name:	Leading Edge Academy San Tan	School CTDS:	07-81-01-002
School Entity ID:	91765	Charter Entity ID:	91174

School Status:	Open	School Open Date:	07/02/2012
Physical Address:	7377 West Hunt Highway Queen Creek, AZ 85142	Website:	—
Phone:	480-882-1631	Fax:	480-655-6787
Grade Levels Served:	6-12	FY 2014 100th Day ADM:	80.881

Academic Performance Per Fiscal Year

[Hide Section](#)

Leading Edge Academy San Tan

		2013 Traditional K-12 School (6 to 12)			2014 Traditional K-12 School (6 to 12)			
1. Growth		Measure	Points Assigned	Weight	Measure	Points Assigned	Weight	
1a. SGP	Math	27	25	10	47	50	10	
	Reading	44	50	10	47	50	10	
1b. SGP Bottom 25%	Math	35.5	50	10	50	75	10	
	Reading	49	50	10	56	75	10	
2. Proficiency		Measure	Points Assigned	Weight	Measure	Points Assigned	Weight	
2a. Percent Passing	Math	49.2 / 60.9	50	7.5	54.1 / 61.4	50	7.5	
	Reading	80.6 / 79.4	75	7.5	81.7 / 79.5	75	7.5	
2b. Composite School Comparison	Math	-12.5	50	5	-6.9	50	5	
	Reading	1	75	5	1.6	75	5	
2c. Subgroup ELL	Math	NR	0	0	NR	0	0	
	Reading	NR	0	0	NR	0	0	
2c. Subgroup FRL	Math	44.8 / 52.6	50	7.5	51.5 / 50.4	75	7.5	
	Reading	75.9 / 73.9	75	7.5	84.4 / 71.5	75	7.5	
2c. Subgroup SPED	Math	NR	0	0	NR	0	0	
	Reading	NR	0	0	NR	0	0	
3. State Accountability		Measure	Points Assigned	Weight	Measure	Points Assigned	Weight	
3a. State Accountability		C	50	5	B	75	5	
4. Graduation		Measure	Points Assigned	Weight	Measure	Points Assigned	Weight	
4a. Graduation		NR	0	0	NR	0	0	
Overall Rating		Overall Rating			Overall Rating			
Scoring for Overall Rating 89 or higher: Exceeds Standard <89, but > or = to 63: Meets Standard <63, but > or = to 39: Does Not Meet Standard Less than 39: Falls Far Below Standard		52.94			85	65.44		85

Academic Performance - Leading Edge Academy Mountain View

[Hide Section](#)

School Name:	Leading Edge Academy Mountain View	School CTDS:	07-81-01-001
School Entity ID:	91175	Charter Entity ID:	91174
School Status:	Open	School Open Date:	09/06/2005
Physical Address:	4815 W. Hunt Highway Queen Creek, AZ 85242	Website:	—
Phone:	480-655-6787	Fax:	480-655-6788
Grade Levels Served:	K-5	FY 2014 100th Day ADM:	220.69

Academic Performance Per Fiscal Year

[Hide Section](#)

Leading Edge Academy Mountain View

		2012 Traditional K-12 School (K-11)			2013 Traditional Elementary School (K to 5)			2014 Traditional Elementary School (K to 5)		
1. Growth		Measure	Points Assigned	Weight	Measure	Points Assigned	Weight	Measure	Points Assigned	Weight
1a. SGP	Math	39.5	50	10	50	75	12.5	48	50	12.5
	Reading	59	75	10	49.5	50	12.5	47	50	12.5
1b. SGP Bottom 25%	Math	50.5	75	10	48	50	12.5	68.5	100	12.5
	Reading	54.5	75	10	61	75	12.5	65	75	12.5
2. Proficiency		Measure	Points Assigned	Weight	Measure	Points Assigned	Weight	Measure	Points Assigned	Weight
2a. Percent Passing	Math	65 / 64.7	75	7.5	58.7 / 65.4	50	7.5	68.2 / 64.8	75	7.5
	Reading	87 / 77.4	75	7.5	80.4 / 77.2	75	7.5	84.7 / 78.1	75	7.5
2b. Composite School Comparison	Math	-1.3	50	5	-7.9	50	7.5	0.5	75	7.5
	Reading	7.6	75	5	1.2	75	7.5	4	75	7.5
2c. Subgroup ELL	Math	NR	0	0	NR	0	0	NR	0	0
	Reading	NR	0	0	NR	0	0	NR	0	0
2c. Subgroup FRL	Math	61 / 55.5	75	3.75	55.2 / 55.7	50	3.75	65 / 55	75	3.75
	Reading	81 / 69.6	75	3.75	74.1 / 69.7	75	3.75	80 / 70.8	75	3.75
2c. Subgroup SPED	Math	28 / 27.6	75	3.75	8.3 / 28.8	50	3.75	33.3 / 27.8	75	3.75
	Reading	50 / 37.8	75	3.75	25 / 39.2	50	3.75	53.3 / 38.9	75	3.75
3. State Accountability		Measure	Points Assigned	Weight	Measure	Points Assigned	Weight	Measure	Points Assigned	Weight

3a. State Accountability	B	75	5	B	75	5	B	75	5
4. Graduation	Measure	Points Assigned	Weight	Measure	Points Assigned	Weight	Measure	Points Assigned	Weight
4a. Graduation	NR	0	0	N/A	N/A	N/A	N/A	N/A	N/A
Overall Rating	Overall Rating			Overall Rating			Overall Rating		
Scoring for Overall Rating 89 or higher: Exceeds Standard <89, but > or = to 63: Meets Standard <63, but > or = to 39: Does Not Meet Standard Less than 39: Falls Far Below Standard	70.59		85	62.19		100	71.88		100

Academic Performance - Leading Edge Academy - Queen Creek (MC) (Member Campus)

[Hide Section](#)

School Name:	Leading Edge Academy - Queen Creek (MC)	School CTDS:	07-81-01-001
School Entity ID:	91175	Charter Entity ID:	91174
School Status:	Open	School Open Date:	09/06/2005
Physical Address:	7377 W. Hunt Highway Queen Creek, AZ 85242	Website:	—
Phone:	4806556787	Fax:	480-655-6788
Grade Levels Served:	K-9		

Financial Performance

[Hide Section](#)

Charter Corporate Name:	LEAD Charter Schools dba Leading Edge Academy Queen Creek		
Charter CTDS:	07-81-01-000	Charter Entity ID:	91174
Charter Status:	Open	Contract Effective Date:	05/23/2002

Financial Performance

[Hide Section](#)

LEAD Charter Schools dba Leading Edge Academy Queen Creek

Near-Term Measures	Fiscal Year 2014		Fiscal Year 2015	
	Going Concern	No	Meets	No
Unrestricted Days Liquidity	142.77	Meets	101.29	Meets
Default	No	Meets	No	Meets

Sustainability Measures (Negative numbers indicated by parentheses)

Net Income	\$787,321	Meets	(\$260,011)	Does Not Meet
Fixed Charge Coverage Ratio	2.14	Meets	1.11	Meets
Cash Flow (3-Year Cumulative)	\$1,385,212	Meets	(\$185,940)	Does Not Meet

Cash Flow Detail by Fiscal Year

	FY 2014	FY 2013	FY 2012	FY 2015	FY 2014	FY 2013
	\$1,988,644	(\$1,290,552)	\$687,120	(\$884,032)	\$1,988,644	(\$1,290,552)

Meets Board's Financial Performance Expectations

Operational Performance
[Hide Section](#)

Charter Corporate Name:	LEAD Charter Schools dba Leading Edge Academy Queen Creek		
Charter CTDS:	07-81-01-000	Charter Entity ID:	91174
Charter Status:	Open	Contract Effective Date:	05/23/2002

Operational Performance
[Hide Section](#)

Click on any of the measures below to see more information.

Measure	2015	2016
1.a. Does the delivery of the education program and operation reflect the essential terms of the educational program as described in the charter contract?	Meets	--
Educational Program - Essential Terms	No issue identified	--
1.b. Does the charter holder adhere with applicable education requirements defined in state and federal law?	Meets	--
Services to Student with Disabilities	No issue identified	--
Instructional Days/Hours	No issue identified	--
Data for Achievement Profile	No issue identified	--
Mandated Programming (State/Federal Grants)	No issue identified	--
2.a. Do the charter holder's annual audit reporting packages reflect sound operations?	Meets	--
Timely Submission	Yes	Yes
Audit Opinion	Unqualified	Unqualified
Completed 1st Time CAPs	No issue identified	--
Second-Time/Repeat CAP	No issue identified	--
Serious Impact Findings	No issue identified	--

Minimal Impact Findings (3+ Years)	No issue identified	--
2.b. Is the charter holder administering student admission and attendance appropriately?	Meets	--
Estimated Count/Attendance Reporting	No issue identified	--
Tuition and Fees	No issue identified	--
Public School Tax Credits	No issue identified	--
Attendance Records	No issue identified	--
Enrollment Processes	No issue identified	--
2.c. Is the charter holder maintaining a safe environment consistent with state and local requirements?	Meets	--
Facility/Insurance Documentation	No issue identified	--
Fingerprinting	No issue identified	--
2.d. Is the charter holder transparent in its operations?	Meets	--
Academic Performance Notifications	No issue identified	--
Teacher Resumes	No issue identified	--
Open Meeting Law	No issue identified	--
Board Alignment	No issue identified	--
2.e. Is the charter holder complying with its obligations to the Board?	Meets	--
Timely Submissions	No issue identified	--
Limited Substantiated Complaints	No issue identified	--
Favorable Board Actions	No issue identified	--
2.f. Is the charter holder complying with reporting requirements of other entities to which the charter holder is accountable?	Meets	--
Arizona Corporation Commission	No issue identified	--
Arizona Department of Economic Security	No issue identified	--
Arizona Department of Education	No issue identified	--
Arizona Department of Revenue	No issue identified	--
Arizona State Retirement System	No issue identified	--
Equal Employment Opportunity Commission	No issue identified	--
Industrial Commission of Arizona	No issue identified	--
Internal Revenue Service	No issue identified	--
U.S. Department of Education	No issue identified	--
3. Is the charter holder complying with all other obligations?	Meets	--
Judgments/Court Orders	No issue identified	--
Other Obligations	No issue identified	--
OVERALL RATING	Meets Operational Standard	--

Last Updated: 2015-11-17 13:02:45

APPENDIX B

ACADEMIC DASHBOARDS

Academic Performance

[Edit this section.](#)

Leading Edge Academy Mountain View

		2012 Traditional K-12 School (K-11)			2013 Traditional Elementary School (K to 5)			2014 Traditional Elementary School (K to 5)		
1. Growth		Measure	Points Assigned	Weight	Measure	Points Assigned	Weight	Measure	Points Assigned	Weight
1a. SGP	Math	39.5	50	10	50	75	12.5	48	50	12.5
	Reading	59	75	10	49.5	50	12.5	47	50	12.5
1b. SGP Bottom 25%	Math	50.5	75	10	48	50	12.5	68.5	100	12.5
	Reading	54.5	75	10	61	75	12.5	65	75	12.5
2. Proficiency		Measure	Points Assigned	Weight	Measure	Points Assigned	Weight	Measure	Points Assigned	Weight
2a. Percent Passing	Math	65 / 64.7	75	7.5	58.7 / 65.4	50	7.5	68.2 / 64.8	75	7.5
	Reading	87 / 77.4	75	7.5	80.4 / 77.2	75	7.5	84.7 / 78.1	75	7.5
2b. Composite School Comparison	Math	-1.3	50	5	-7.9	50	7.5	0.5	75	7.5
	Reading	7.6	75	5	1.2	75	7.5	4	75	7.5
2c. Subgroup ELL	Math	NR	0	0	NR	0	0	NR	0	0
	Reading	NR	0	0	NR	0	0	NR	0	0
2c. Subgroup FRL	Math	61 / 55.5	75	3.75	55.2 / 55.7	50	3.75	65 / 55	75	3.75
	Reading	81 / 69.6	75	3.75	74.1 / 69.7	75	3.75	80 / 70.8	75	3.75
2c. Subgroup SPED	Math	28 / 27.6	75	3.75	8.3 / 28.8	50	3.75	33.3 / 27.8	75	3.75
	Reading	50 / 37.8	75	3.75	25 / 39.2	50	3.75	53.3 / 38.9	75	3.75
3. State Accountability		Measure	Points Assigned	Weight	Measure	Points Assigned	Weight	Measure	Points Assigned	Weight
3a. State Accountability		B	75	5	B	75	5	B	75	5
4. Graduation		Measure	Points Assigned	Weight	Measure	Points Assigned	Weight	Measure	Points Assigned	Weight
4a. Graduation		NR	0	0	N/A	N/A	N/A	N/A	N/A	N/A
Overall Rating		Overall Rating			Overall Rating			Overall Rating		
Scoring for Overall Rating 89 or higher: Exceeds Standard <89, but > or = to 63: Meets Standard <63, but > or = to 39: Does Not Meet Standard Less than 39: Falls Far Below Standard		70.59			62.19			71.88		
		85			100			100		

Academic Performance

[Edit this section.](#)

Leading Edge Academy San Tan

		2013 Traditional K-12 School (6 to 12)			2014 Traditional K-12 School (6 to 12)			
1. Growth		Measure	Points Assigned	Weight	Measure	Points Assigned	Weight	
1a. SGP	Math	27	25	10	47	50	10	
	Reading	44	50	10	47	50	10	
1b. SGP Bottom 25%	Math	35.5	50	10	50	75	10	
	Reading	49	50	10	56	75	10	
2. Proficiency		Measure	Points Assigned	Weight	Measure	Points Assigned	Weight	
2a. Percent Passing	Math	49.2 / 60.9	50	7.5	54.1 / 61.4	50	7.5	
	Reading	80.6 / 79.4	75	7.5	81.7 / 79.5	75	7.5	
2b. Composite School Comparison	Math	-12.5	50	5	-6.9	50	5	
	Reading	1	75	5	1.6	75	5	
2c. Subgroup ELL	Math	NR	0	0	NR	0	0	
	Reading	NR	0	0	NR	0	0	
2c. Subgroup FRL	Math	44.8 / 52.6	50	7.5	51.5 / 50.4	75	7.5	
	Reading	75.9 / 73.9	75	7.5	84.4 / 71.5	75	7.5	
2c. Subgroup SPED	Math	NR	0	0	NR	0	0	
	Reading	NR	0	0	NR	0	0	
3. State Accountability		Measure	Points Assigned	Weight	Measure	Points Assigned	Weight	
3a. State Accountability		C	50	5	B	75	5	
4. Graduation		Measure	Points Assigned	Weight	Measure	Points Assigned	Weight	
4a. Graduation		NR	0	0	NR	0	0	
Overall Rating		Overall Rating			Overall Rating			
Scoring for Overall Rating 89 or higher: Exceeds Standard <89, but > or = to 63: Meets Standard <63, but > or = to 39: Does Not Meet Standard Less than 39: Falls Far Below Standard		52.94			85	65.44		

APPENDIX C
RENEWAL APPLICATION

Renewal Application

Downloads

 [Download all files](#)

Note: Please be patient. This may take up to a few minutes to complete depending on the number of files included with this application.

Academic Performance

Academic Performance

This section of the renewal application addresses the success of the academic program, including academic achievement. The charter holder is required to submit Required Information based upon a review of the academic achievement for students at the grades the charter's school(s) serve.

Required Information:

The school or schools operated by the Charter Holder meet the Board's academic expectations as set forth in the Academic Performance Framework. Therefore, the Charter Holder is waived from the requirements of the Academic Performance Section. Please proceed to the Detailed Business Plan Section

Detailed Business Plan

Charter Holder's Organizational Membership:

The Charter Holder is waived from the requirements of the Charter Holder's Organizational Membership requirement in the Detailed Business Plan Section.

Charter Holder's Financial Sustainability:

The Charter Holder is waived from the Charter Holder's Financial Sustainability requirement in the Detailed Business Plan Section.

Signature

Charter Representative Signature

Delmer Geesey 02/16/2016