



# Arizona Charter Schools Association Update

Eileen B. Sigmund, President and CEO

October 10, 2017 | 12439 N. 32<sup>nd</sup> St. | Phoenix, AZ 85032



# PUBLIC CHARTER SCHOOL PERFORMANCE

ANALYSES OF 2015-2017 AZMERIT DATA

Public charter school students continue to outperform their peers, as AzMERIT results show charter students scored better than the state average in virtually every grade level and subject area for the third straight year.

## DEMOGRAPHICS

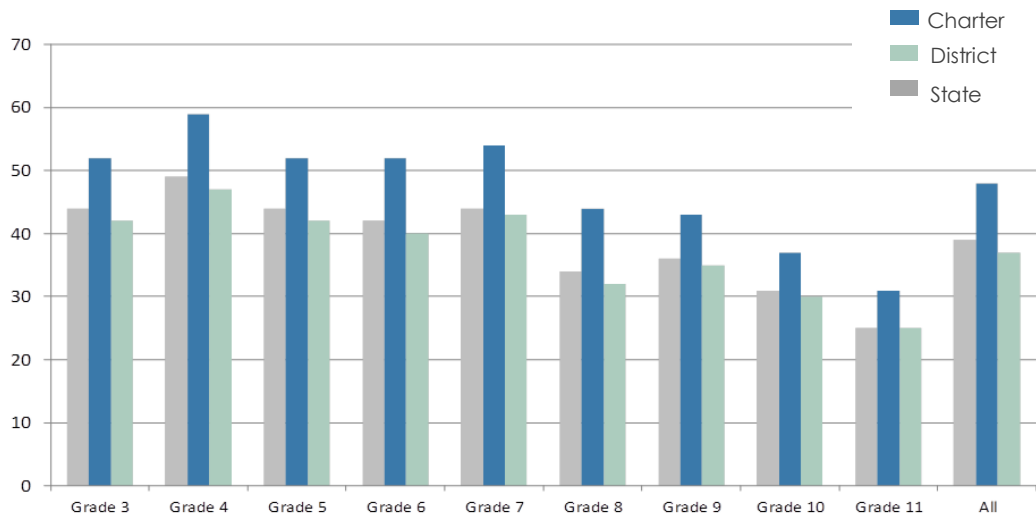
For the last three years, public charter students in all racial and ethnic groups outperformed the state average for their group in Math and English.



# PUBLIC CHARTER SCHOOL PERFORMANCE

ANALYSES OF 2015-2017 AZMERIT DATA

## ENGLISH LANGUAGE ARTS



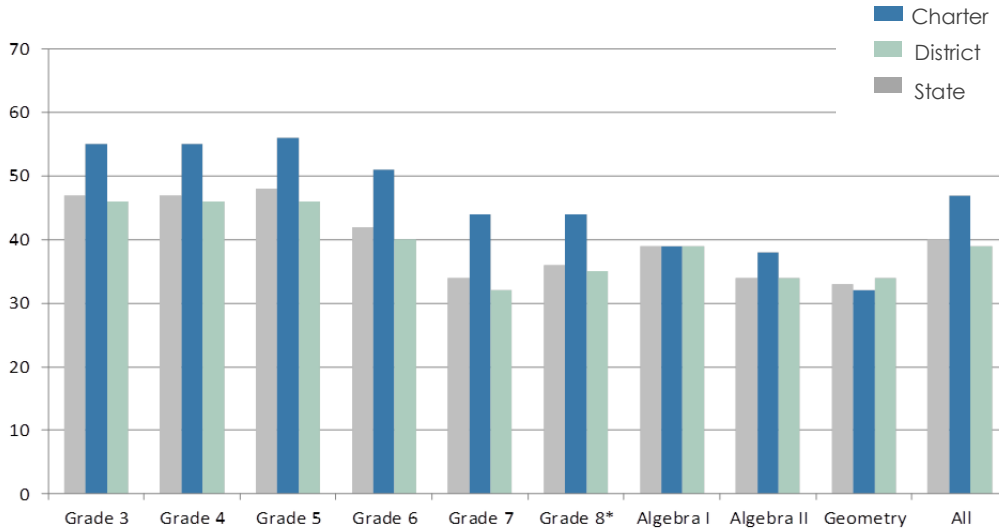
**+9** ENGLISH  
Public charter students outperformed the state average of students passing the English Language Arts test on average by **9 percentage points**.

**97** TOP SCHOOLS  
**97** of the **top 100** LEAs on the English Language Arts exams are charters, when looking at percent of students passing the test.

# PUBLIC CHARTER SCHOOL PERFORMANCE

ANALYSES OF 2015-2017 AZMERIT DATA

## MATHEMATICS



**+7** **MATH**  
Public charter students outperformed the state average of students passing the mathematics test on average by **7 percentage points**.

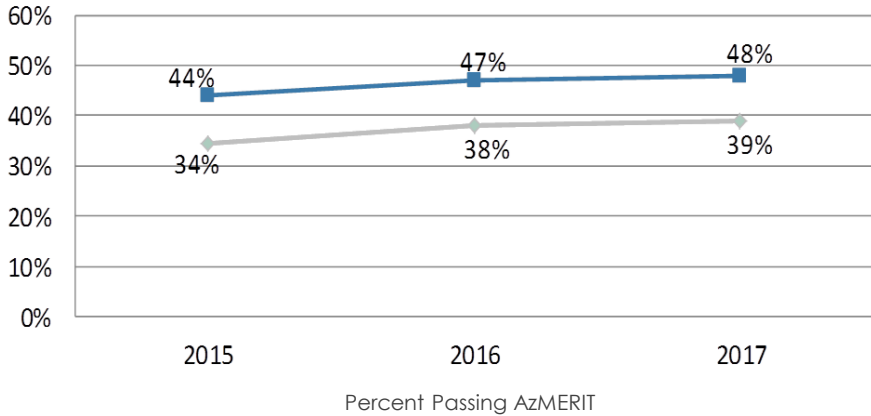
**93** **TOP SCHOOLS**  
**93** of the **top 100** LEAs on the Math exams are charters, when looking at percent of students passing the test.

# PUBLIC CHARTER SCHOOL PERFORMANCE

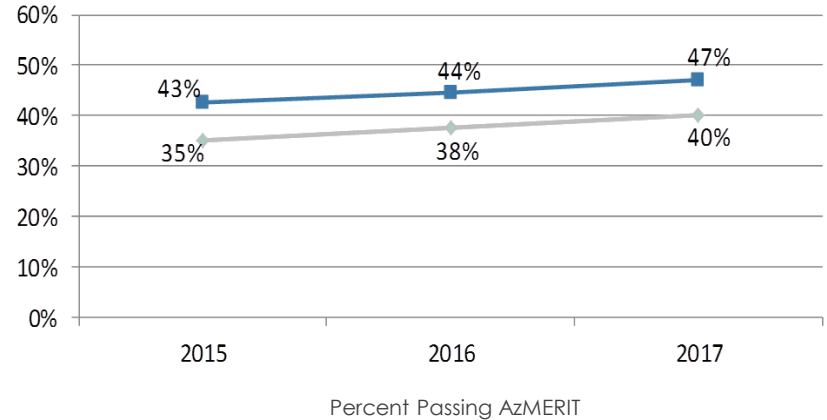
ANALYSES OF 2015-2017 AZMERIT DATA



## ENGLISH LANGUAGE ARTS



## MATHEMATICS



A woman in a dark blue polo shirt and a plaid skirt is writing on a whiteboard in a classroom. The background is slightly blurred, showing other students and classroom elements.

# PUBLIC CHARTER SCHOOL PERFORMANCE

ANALYSES OF 2015-2017 AZMERIT DATA

+50%

## TOP PERFORMERS

The public charter school sector is the first to achieve **more than 50%** of its students passing the English and Math tests in grades 3-6.

+10

## 7TH GRADE

Of all grade levels and subject areas within public charter schools, seventh grade students achieved the highest gains over three years, increasing pass rates by **10 percentage points** to 54% on the AzMERIT English exam in 2017.

+6

## HISPANIC/LATINO

Hispanic/Latino students in public charter schools outpaced statewide growth of their peers, achieving **6 percentage points** of growth in English and Math from 2015-2017.

+3

## SPED STUDENTS

Students with disabilities in public charter schools outpaced statewide growth of their peers, achieving **3 percentage points** of growth in English from 2015-2017.

# A-F LETTER GRADE ANALYSIS

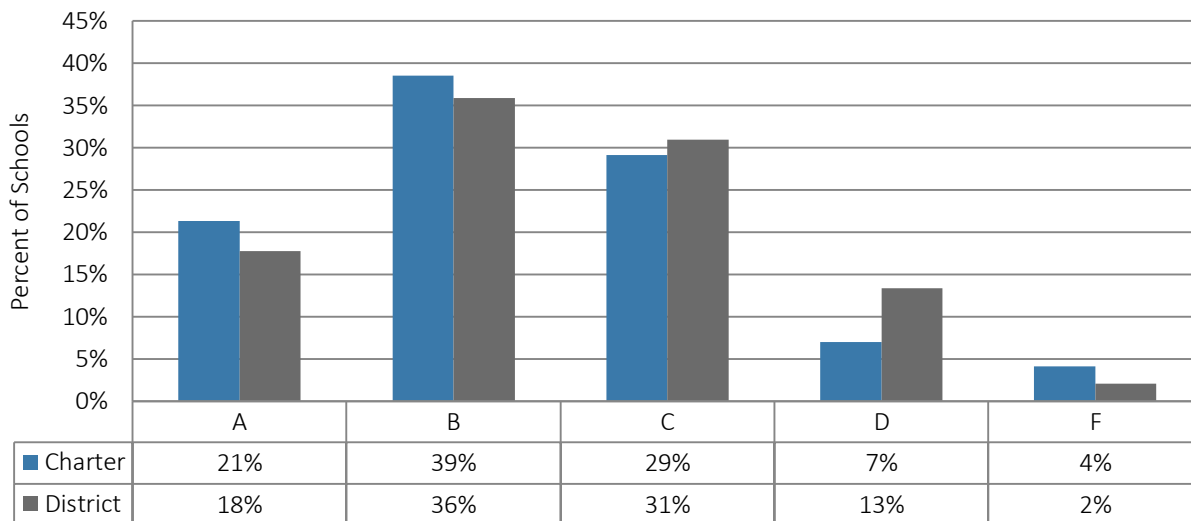
## PRELIMINARY LETTER GRADES FOR PUBLIC CHARTER SCHOOLS

51% of public charter schools were not issued a preliminary letter grade.

Type	Number
Alternative Schools	103
New in FY18	20
Under Review	73
AOI	20
Small Schools	66
<b>Total Charter Schools Not Rated</b>	<b>282</b>

# A-F LETTER GRADE ANALYSIS

## K-8 SCHOOLS PRELIMINARY LETTER GRADES

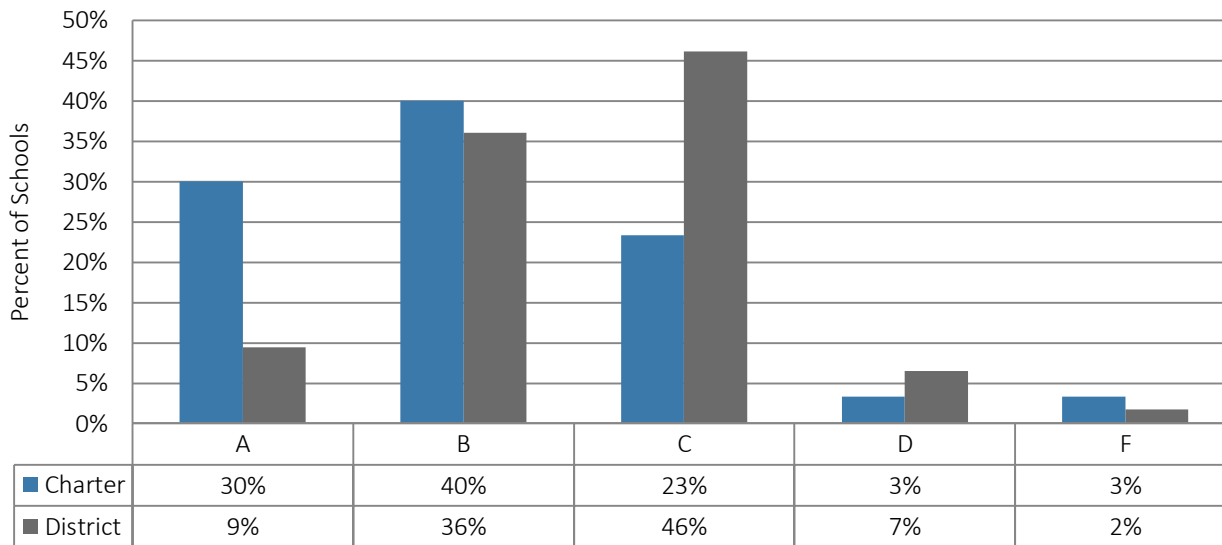


	A	B	C	D	F	Total
Charter	52	94	71	17	10	<b>244</b>
District	180	363	313	135	21	<b>1012</b>



# A-F LETTER GRADE ANALYSIS

## 9-12 SCHOOLS PRELIMINARY LETTER GRADES



	A	B	C	D	F	Total
Charter	9	12	7	1	1	<b>30</b>
District	16	61	78	11	3	<b>169</b>



QUESTIONS?

October 10, 2017 | 12439 N. 32<sup>nd</sup> St. | Phoenix, AZ 85032