

AGENDA ITEM EXECUTIVE SUMMARY: New School Amendment Request

Request

Leman Academy of Excellence, Inc. (“Charter Holder”) submitted an expansion amendment request to add a new school to the existing charter contract, beginning in FY 2019.

See Appendix A. Amendment Request and Support Materials.

The Charter Holder states that families have requested a Leman Academy in the east Tucson market and that the east Tucson area is underserved by charter schools. According to the Charter Holder, it will provide a “Classical education program with a Charlotte Mason influence that is not offered anywhere in the east Tucson metro area”. The current vice principal of the Marana campus will serve as the principal at the campus, demonstrating use of current leadership at the new school. The staffing plan indicates a total of 25 teachers in the first year of operation to accommodate grades K-6, with increases in staffing for 6th and 7th grade in FY 2020 and additional increases in 7th and 8th grade in FY 2021. The staffing increases are consistent with the increased enrollment in these grade levels over the listed fiscal years. The Charter Holder outlines an advertising plan that includes direct mailing, web based marketing, radio and television advertising and billboards to attract students and families and reach the enrollment targets. The charter will operate the school with the management and resources of Leman Education Services, its Education Service Provider.

Three Year Plan

	FY 2019	FY 2020	FY 2021
Grade Levels	K-6	K-7	K-8
Enrollment	559	672	756

Staff Recommendation

The Charter Holder has met the criteria to receive a staff recommendation for expansion.

Staff Recommendation Criteria	Analysis
In operation for three years	The Charter Holder is currently in its third year of operation.
“Meets Operational Standard” in the most recent Fiscal Year	The Charter Holder received an Overall Rating of “Meets” on the Operational Performance Dashboard in FY 2017.
“Meets Financial Performance Standard” in the most recent Fiscal Year	The Charter Holder received an Overall Rating of “Meets” on the FY 2016 and FY 2017 Financial Performance Dashboard.
Each school performs at or above the average performance of a majority of schools within a five mile radius of the school’s location	Leman Academy of Excellence performed at or above the average performance of a majority of schools within a five mile radius of the proposed school’s location. Information regarding nearby schools is provided on page 3.

Profile

The Charter Holder was granted a new charter in 2014.

Governance

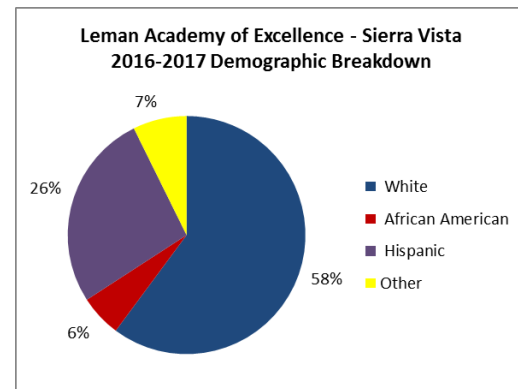
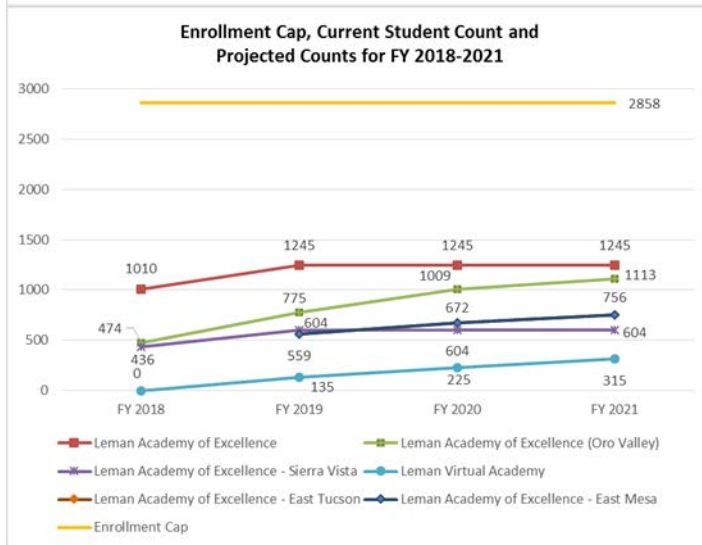
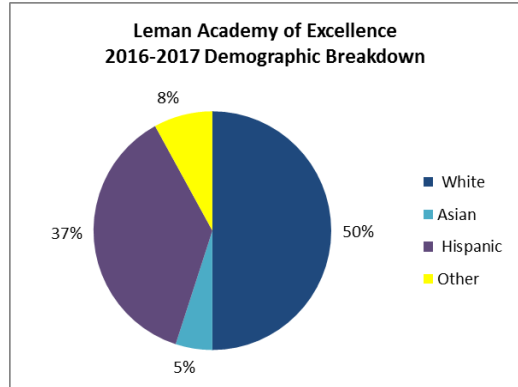
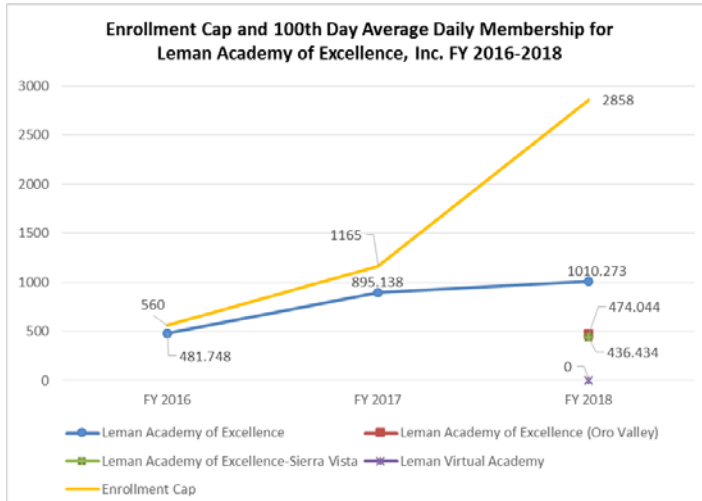
Corporate Board Members
Dennis O'Reilly
Kevin Leman
Wendell Neal
Joseph Higgins
Anthony Wingate

School Name	Letter Grade	Month/ Year Open	Location	Grade Levels Served	Average AzMERIT Passing			
	FY 14				ELA (FY 17 State Average 39%)		Math (FY 17 State Average 40%)	
					FY 16	FY 17	FY 16	FY 17
Leman Academy of Excellence	N/A	August 2015	Tucson	K-8	68%	64%	67%	56%
Leman Academy of Excellence	N/A	August 2017	Oro Valley	K-6	N/A	N/A	N/A	N/A
Leman Academy of Excellence-Sierra Vista*	N/A	August 2017	Sierra Vista	K-8	N/A	53%	N/A	45%
Leman Virtual Academy	N/A	August 2017	Tucson	K-8	N/A	N/A	N/A	N/A

*Leman Academy of Excellence-Sierra Vista was operated under a charter held by Edkey, Inc. in FY 2017.

Enrollment and Demographic Data

100th day ADM for FY 2014 – FY 2017, and FY 2018 ADM as of October 4, 2017.



2016-2017 Subgroup Data	Lemman Academy of Excellence	Lemman - Sierra Vista
Free and Reduced Lunch	*	*
English Language Learners	1%	*
Special Education	8%	8%

**If the percentage of students is 0% or 100%, or the group includes less than 10 students, the percentage for that group is redacted.*

Additional School Choices Serving Grades K-8 within 5 Miles

Total Schools	FY 2014 Letter Grade	Number of Charter Schools	FY 2017 AzMERIT Greater than State Average		Subgroups within (±5%) of Charter Holder's Subgroup Data		
			ELA (>39%)	Math (>40%)	FRL	ELL	SPED
6	A	2	6	6	*	5	3
10	B	3	6	4	*	8	2
11	C	2	2	3	*	8	2
2	D	0	0	0	*	2	0
1	N/A	1	0	0	*	1	0

*Because the percentage of FRL students is not available for the Charter Holder, comparison to nearby schools is not possible.

Comparison of nearby schools to schools operated by Lemman Academy of Excellence

Total Schools	FY 2014 Letter Grade	Number of Charter Schools	FY 2017 AzMERIT Greater than Lemman Academy of Excellence		FY 2017 AzMERIT Greater than Lemman Academy of Excellence – Sierra Vista	
			ELA (>64%)	Math (>56%)	ELA (>53%)	Math (>45%)
6	A	2	2	3	5	4
10	B	3	0	2	3	4
11	C	2	0	0	0	0
2	D	0	0	0	0	0
1	N/A	1	0	0	0	0
Total Number of Schools (Percentage of total)						
30		8 (27%)	2 (7%)	5 (17%)	8 (27%)	8 (27%)