

AGENDA ITEM EXECUTIVE SUMMARY: New School with Enrollment Cap Amendment Request

Request

Math and Science Success Academy, Inc. (“Charter Holder”) submitted an expansion amendment request to add a new school to the existing charter contract and an expansion request to increase the enrollment cap from 700 to 2550, beginning in FY 2020. This expansion request accounts for 3 years of projected student enrollment.

See Appendix A: Amendment Request Materials and Support Materials.

The Charter Holder has requested to add a new school to the charter contract in order to continue to deliver “high performance in low-income and underperforming areas” and meet “the high demand exhibited” for its programs. The narrative states that the two campuses currently operated in the Phoenix area under different charter contracts (see “Schools Associated with Math and Science Success Academy” on page 3) have a “combined waiting list of approximately 2,000 students, demonstrating the demand” for its program in the area. The staffing plan includes utilizing internal candidates as administration at the new campus, and hiring 59 total staff members in the first year. According to the Charter Holder, the proposed location has a “below state average charter school saturation” and schools in the area have an average AzMERIT passing rate of 33% in both ELA and Math, which is below both the state average and the performance of the existing school under the charter contract. At the proposed school, the Charter Holder intends to offer a 200-day calendar, partnerships with parents, “significantly more instructional time” than surrounding schools, and instruction in “habits of mind, study skills, philosophy, and ethics to prime students for high levels of achievement”.

Three Year Plan

	FY 2018	FY 2019	FY 2020	FY 2021
Grade Levels	K-8	K-8	K-8	K-8
Enrollment	643	700	2550	2550

Staff Recommendation

The Charter Holder has met the criteria to receive a staff recommendation for expansion.

Staff Recommendation Criteria	Analysis
In operation for three years.	The Charter Holder has been in operation for 10 years.
“Meets the Board’s Operational Performance Expectations” based on the dashboards for the most recent two prior years and the current year.	The Charter Holder “Meets” the Board’s Operational Performance Expectations.
“Meets the Board’s Financial Performance Expectations” based on the most recent dashboard.	The Charter Holder “Meets” the Board’s Financial Performance Expectations.
Each school operated by the Charter Holder: Performs at or above the average performance of a majority of schools within a five-mile radius of the school’s current location. AND Performs at or above the average performance of a majority of schools within a five-mile radius of the proposed school’s location.	Math and Science Success Academy performs at or above the average performance of nearby schools in ELA and Math of the school’s current location. AND Math and Science Success Academy performs at or above the average performance of nearby schools in ELA and Math of the proposed school’s location. Information regarding nearby schools is provided on page 2 and 3.
Past enrollment trends indicate the charter will exceed its enrollment cap within the next three years.	ADM in FY 2016 was 403.043, in FY 2017 was 440.382, and in FY 2018 was 604.975 (as of April 4, 2018). This data indicates that the charter will exceed its enrollment cap within the next three years. The

	addition of a new school to the charter further supports this conclusion.
	Information regarding enrollment trends is provided on page 4.
ADM is within 85% of current enrollment cap.	According to ADE School Finance, the Charter Holder currently has an ADM of 604.975. The charter holder is operating at 86% of its current enrollment cap of 700.

Profile

The Charter Holder was granted a new charter in 2007.

Governance

Corporate Board Members	School Governing Body Members	Type
Kim Chayka	Catherine Borinstein	Community
Valentin Kashtelyan	Kim Chayka	School Staff
Maria Vasilieva	Tatyana Chayka	Charter Organization
	Pat Klein	Community
	Bonnie Kohn	Community
	Sid Kohn	Community
	Jill Rich	Community
	Adriana Rodriguez	School Staff

School Profile

School Name	Math and Science Success Academy		
Date Open	July 2008		
Location	Tucson		
Grades Served	K-12		
FY 17 Letter Grade	C		
	FY 15	FY 16	FY 17
ELA AzMERIT (39% ⁺)	37%	47%	50%
Math AzMERIT (40% ⁺)	45%	50%	49%
Science AIMS (53% ⁺)	68%	64%	71%

⁺FY 17 State Average Passing

Additional School Choices Serving Grades K-8 within 5 Miles of Academy of Math and Science Glendale (Proposed School)

Total Schools	FY 14 Letter Grade	Total Charter Schools	FY 17 State Assessment Data Greater than State Average			Subgroups within (±5%) of Charter Holder's Subgroup Data		
			ELA (>39%)	Math (>40%)	Science (>53%)	FRL (±5%)	ELL (±5%)	SPED (±5%)
10	A	2	9	9	10	0	6	5
30	B	4	12	14	21	2	24	6
15	C	1	3	1	3	2	8	4
5	D	1	0	0	0	0	1	1
3	N/A	2	0	0	0	1	2	2

Comparison of Nearby Schools to Math and Science Success Academy (Current Location)

Total Schools	FY 14 Letter Grade	Total Charter Schools	FY 17 State Assessment Data Greater than Math and Science Success Academy		
			AzMERIT ELA (>50%)	AzMERIT Math (>49%)	AIMS Science (>71%)
1	A	0	1	1	0
10	B	0	0	0	0
16	C	1	0	0	0
10	D	3	1	1	0
2	F	0	0	0	0
3	N/A	1	0	0	0
Total Number of Schools		Total Number of Schools Performing Better than Math and Science Success Academy (Percentage of Total)			
42	5 (12%)	2 (5%)	2 (5%)	0 (0%)	

Comparison of Nearby Schools to Math and Science Success Academy (Proposed Location)

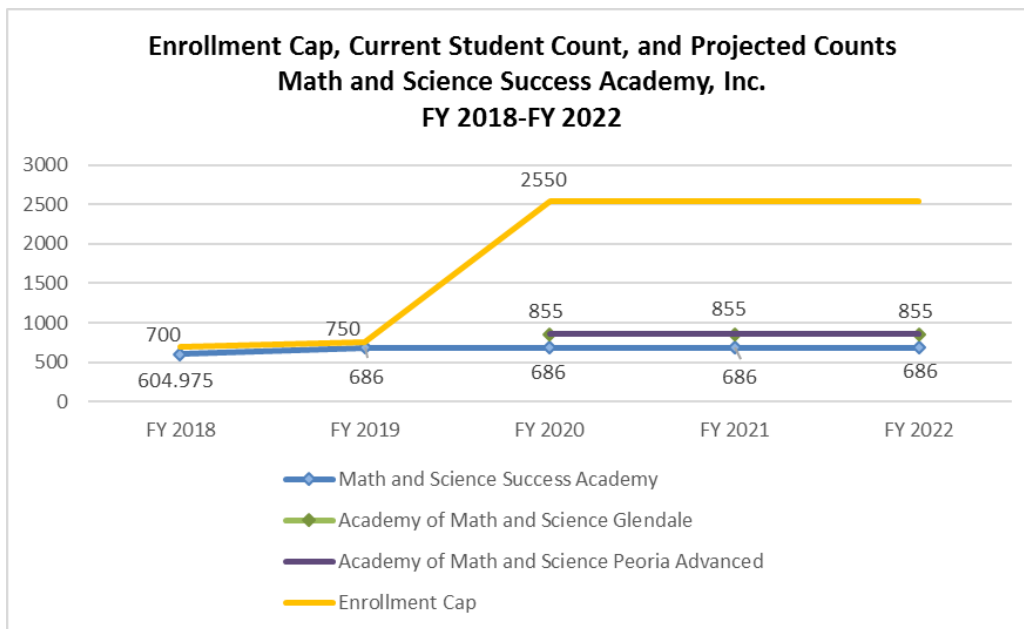
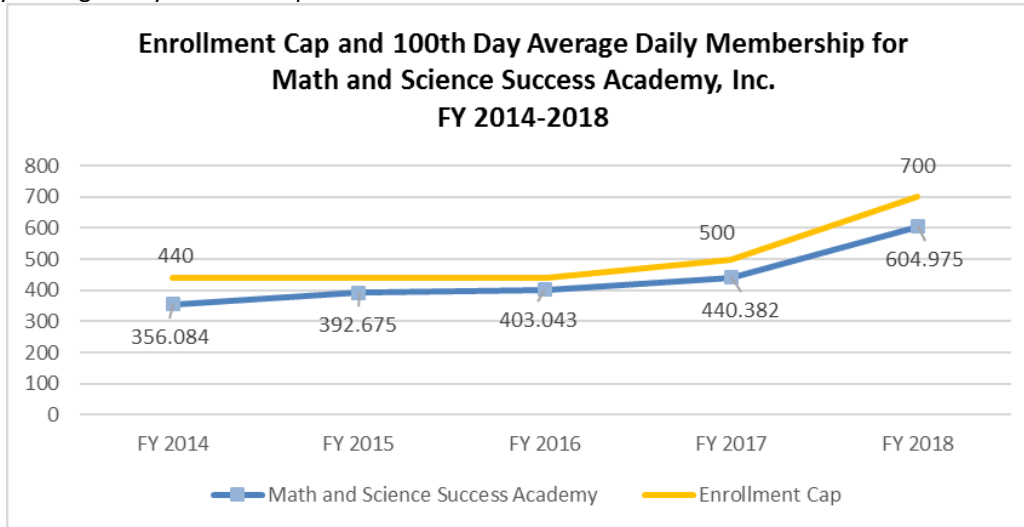
Total Schools	FY 14 Letter Grade	Total Charter Schools	FY 17 State Assessment Data Greater than Math and Science Success Academy		
			AzMERIT ELA (>50%)	AzMERIT Math (>49%)	AIMS Science (>71%)
10	A	2	7	7	6
30	B	4	3	4	2
15	C	1	1	0	0
5	D	1	0	0	0
3	N/A	2	0	0	0
Total Number of Schools		Total Number of Schools Performing Better than Math and Science Success Academy (Percentage of Total)			
63	10 (16%)	11 (17%)	11 (17%)	8 (13%)	

Schools Associated with Math and Science Success Academy

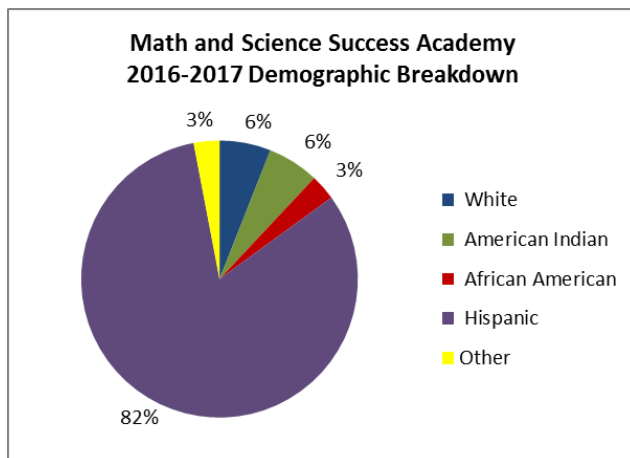
Schools operated by the same charter holder but under different charter contracts									
Charter Holder Name	Academy of Mathematics and Science, Inc. (Entity ID 79961)			Academy of Mathematics and Science, Inc. (Entity ID 92768)			Academy of Mathematics and Science South, Inc. (Entity ID 90878)		
School Name	Academy of Math and Science Prince			Academy of Mathematics and Science Camelback			Academy of Math and Science Flower		
FY 2014 Letter Grade	A			N/A			B		
Overall Rating	87.81			N/A			72.19		
	FY 15	FY 16	FY 17	FY 15	FY 16	FY 17	FY 15	FY 16	FY 17
ELA AzMERIT (39%+)	62%	62%	58%	N/A	33%	29%	24%	29%	32%
Math AzMERIT (40%+)	61%	71%	67%	N/A	27%	34%	22%	26%	26%
Science AIMS (53%+)	94%	93%	82%	N/A	37%	33%	61%	38%	53%



Enrollment and Demographic Data
 100th Day Average Daily Membership for FY 2014–FY 2018.



The projected counts for Academy of Math and Science Glendale and Academy of Math and Science Peoria Advanced are identical; therefore, in the chart, it appears there are only three lines instead of four.



2016-2017 Subgroup Data	
Free and Reduced Lunch	79%
English Language Learners	8%
Special Education	6%

