

## AGENDA ITEM EXECUTIVE SUMMARY: Enrollment Cap Amendment Request

### Request

Leman Academy of Excellence, Inc. (“Charter Holder”) submitted an expansion request to increase its enrollment cap from 2858 to 5161, beginning in FY 2019. This enrollment cap accounts for three years of projected student enrollment.

*See Appendix A: Amendment Request Materials and Support Materials.*

The Charter Holder has been operating one K-8 school in the Tucson area since FY 2016. It began operation of three additional K-8 schools in FY 2018, and has just opened two additional schools for FY 2019. The requested increase is to accommodate these six schools and the reported growth the Charter Holder anticipates in the next two years. The Charter Holder plans to host multiple teacher and staff recruitment events to locate and hire more employees who share its values. The Charter Holder plans to utilize direct mail, television, print, radio and social media in its enrollment efforts and has retained a public relations consultant to help meet these enrollment goals.

### Three Year Plan

	FY 2018	FY 2019	FY 2020	FY 2021
<b>Grade Levels</b>	K-8	K-8	K-8	K-8
<b>Enrollment</b>	2058	3596	4452	5161

### Staff Recommendation

The Charter Holder has not met the criteria to receive a staff recommendation for expansion.

Staff Recommendation Criteria	Analysis
<b>In operation for three years.</b>	The Charter Holder has been in operation for three years.
<b>“Meets the Board’s Operational Performance Expectations” based on the dashboards for the most recent two prior years and the current year.</b>	The Charter Holder received an Overall Rating of “Meets” the Board’s Operational Performance Expectations.
<b>“Meets the Board’s Financial Performance Expectations” based on the most recent dashboard.</b>	The Charter Holder “Meets” the Financial Performance Expectations.
<b>Past enrollment trends indicate the charter will exceed its enrollment cap within the next three years.</b>	ADM in FY 2016 was 481.749, in FY 2017 was 895.138, and in FY 2018 was 1938.573. Based on these trends, the charter will exceed its enrollment cap within the next three years.
<b>ADM is within 85% of current enrollment cap</b>	According to ADE School Finance, the Charter Holder had an ADM of 1938.573 in FY 2018. In FY 2018, the Charter Holder operated at 68% of its current enrollment cap of 2858.  When the ADM is adjusted to account for Kindergarten as 1.0, the number increases to 2102.464, putting the Charter Holder at 74% of its current enrollment cap.  According to their estimated student counts for FY 2019, the charter will serve 3171.5 students, and will be operating at 111% of their current cap.
<b>Each school operated by the charter holder: Performs at or above the average performance of a majority of schools</b>	1. Leman Academy of Excellence (Entity ID 92731) performs at or above the average performance of nearby schools in ELA. However, the majority of nearby schools outperform Leman Academy of Excellence (Entity ID 92731) in math.

<b>within a five-mile radius of the school's location</b>	<ol style="list-style-type: none"> <li>The majority of nearby schools outperform Lemana Academy of Excellence (Entity ID 926143) in ELA. However, Lemana Academy of Excellence (Entity ID 926143) outperforms the majority of nearby schools in math.</li> <li>Lemana Academy of Excellence – Sierra Vista performs at or above the average performance of nearby schools in ELA and math.</li> <li>Lemana Virtual Academy performs at or above the average performance of other online schools in the state.</li> </ol> <p>Information regarding nearby schools is provided on page 3 and 4.</p>
---	---

## Profile

The Charter Holder was granted a new charter in 2014.

### Governance

Corporate Board Members
<b>Christopher Desimone</b>
<b>Ronald Hatcher</b>
<b>Nicholas Lawson</b>
<b>Mitchell Stallard</b>
<b>Chad Ullman</b>

School Governing Body Members*	Type
<b>Joseph Higgins</b>	Charter Organization
<b>Kevin Lemana</b>	Charter Organization
<b>Wendell Neal</b>	Charter Organization
<b>Dennis O'Reilly</b>	Charter Organization
<b>Anthony Wingate</b>	Charter Organization

*\*School Governing Body members are the same across all schools served by the charter.*

### School Profiles

School Name	Lemana Academy of Excellence (Entity ID 92731)			Lemana Academy of Excellence (Entity ID 926143)		
Date Open	August 2015			August 2017		
Location	Tucson			Oro Valley		
Grades Served	K-8			K-8		
FY 17 Letter Grade	B			NR		
	FY 16	FY 17	FY 18	FY 16	FY 17	FY 18
ELA AzMERIT (41%+)	68%	64%	57%	N/A	N/A	62%
Math AzMERIT (41%+)	67%	56%	54%	N/A	N/A	68%
Science AIMS (52%+)	84%	75%	63%	N/A	N/A	84%

*\*FY 18 State Average Passing*

School Name	Lemana Academy of Excellence – Sierra Vista			Lemana Virtual Academy		
Date Open	August 2017			August 2017		
Location	Sierra Vista			Tucson		
Grades Served	K-8			K-8		
FY 17 Letter Grade	C*			NR		
	FY 16	FY 17*	FY 18	FY 16	FY 17	FY 18
ELA AzMERIT (41%+)	N/A	53%	55%	N/A	N/A	49%
Math AzMERIT (41%+)	N/A	45%	46%	N/A	N/A	34%
Science AIMS (52%+)	N/A	52%	62%	N/A	N/A	**

*\*Lemana Academy of Excellence-Sierra Vista was operated under a charter held by Edkey, Inc. in FY 2017.*

*\*\* If the percentage of students is 0% or 100%, or the group includes less than 10 students, the percentage for that group is redacted.*

*\*FY 18 State Average Passing*

ASBCS, September 10, 2018



Additional School Choices Serving Grades K-8 within 5 Miles of Leman Academy of Excellence  
(Entity ID 92731)

Total Schools	FY 17 Letter Grade	Total Charter Schools	FY 18 State Assessment Data Greater than State Average			Subgroups within (±5%) of Charter Holder's Subgroup Data		
			ELA (>41%)	Math (>41%)	Science (>52%)	FRL (±5%)	ELL (±5%)	SPED (±5%)
5	A	1	5	5	5	*	2	1
6	B	1	5	6	6	*	2	1
1	C	0	1	1	1	*	0	0
1	D	0	0	0	0	*	0	0
1	N/A	1	**	**	**	*	1	0

\*Because the percentage of FRL students is not available for the Charter Holder, comparison to nearby schools is not possible.

\*\*If the percentage of students is 0% or 100%, or the group includes less than 10 students, the percentage for that group is redacted.

Comparison of Nearby Schools to Leman Academy of Excellence (Entity ID 92731)

Total Schools	FY 17 Letter Grade	Total Charter Schools	FY 18 State Assessment Data Greater than Leman Academy of Excellence (Entity ID 92731)		
			AzMERIT ELA (>57%)	AzMERIT Math (>54%)	AIMS Science (>63%)
5	A	1	2	5	4
6	B	1	2	3	5
1	C	0	0	0	1
1	D	0	0	0	0
1	N/A	1	*	*	*
<b>Total Number of Schools Performing Better than Leman Academy of Excellence-Entity ID 92731 (Percentage of Total)</b>					
14		3 (21%)	4 (29%)	8 (57%)	10 (71%)

\*If the percentage of students is 0% or 100%, or the group includes less than 10 students, the percentage for that group is redacted.

Additional School Choices Serving Grades K-6 within 5 Miles of Leman Academy of Excellence  
(Entity ID 926143)

Total Schools	FY 17 Letter Grade	Total Charter Schools	FY 17 State Assessment Data Greater than State Average			Subgroups within (±5%) of Charter Holder's Subgroup Data		
			ELA (>41%)	Math (>41%)	Science (>52%)	FRL (±5%)	ELL (±5%)	SPED (±5%)
1	A	1	1	1	1	*	0	0
6	B	1	6	6	6	*	4	0

\*Because the percentage of FRL, ELL, AND/OR SPED students is not available for the Charter Holder, comparison to nearby schools is not possible.

Comparison of Nearby Schools to Leman Academy of Excellence (Entity ID 926143)

Total Schools	FY 17 Letter Grade	Total Charter Schools	FY 18 State Assessment Data Greater than Leman Academy of Excellence (Entity ID 926143)		
			AzMERIT ELA (>62%)	AzMERIT Math (>68%)	AIMS Science (>84%)
1	A	1	1	1	1
6	B	1	3	2	2
<b>Total Number of Schools Performing Better than Leman Academy of Excellence-Entity ID 926143 (Percentage of Total)</b>					
7		2 (29%)	4 (57%)	3 (43%)	3 (43%)



Additional School Choices Serving Grades K-8 within 5 Miles of Lemman Academy of Excellence – Sierra Vista

Total Schools	FY 17 Letter Grade	Total Charter Schools	FY 18 State Assessment Data Greater than State Average			Subgroups within (±5%) of Charter Holder's Subgroup Data		
			ELA (>41%)	Math (>41%)	Science (>52%)	FRL (±5%)	ELL (±5%)	SPED (±5%)
1	A	0	1	1	1	*	0	0
6	B	0	5	5	5	*	3	2
4	C	2	2	0	0	*	1	1
1	N/A	0	**	**	**	*	0	0

\*Because the percentage of FRL students is not available for the Charter Holder, comparison to nearby schools is not possible.

\*\* If the percentage of students is 0% or 100%, or the group includes less than 10 students, the percentage for that group is redacted.

Comparison of Nearby Schools to Lemman Academy of Excellence – Sierra Vista

Total Schools	FY 17 Letter Grade	Total Charter Schools	FY 18 State Assessment Data Greater than Lemman Academy of Excellence – Sierra Vista		
			AzMERIT ELA (>55%)	AzMERIT Math (>46%)	AIMS Science (>62%)
1	A	0	1	1	1
6	B	0	2	3	4
4	C	2	0	0	0
1	N/A	0	**	**	**
<b>Total Number of Schools Performing Better than Lemman Academy of Excellence – Sierra Vista (Percentage of Total)</b>					
12		2 (17%)	3 (25%)	4 (33%)	5 (42%)

Additional AOI School Choices Serving Grades K-8 (Comparison to Lemman Virtual Academy)

Total Schools	FY 17 Letter Grade	Total Charter Schools	FY 18 State Assessment Data Greater than State Average			Subgroups within (±5%) of Charter Holder's Subgroup Data		
			ELA (>41%)	Math (>41%)	Science (>52%)	FRL (±5%)	ELL (±5%)	SPED (±5%)
31	N/A	10	5	4	6	*	2	1

\*Because the percentage of FRL students is not available for the Charter Holder, comparison to nearby schools is not possible.

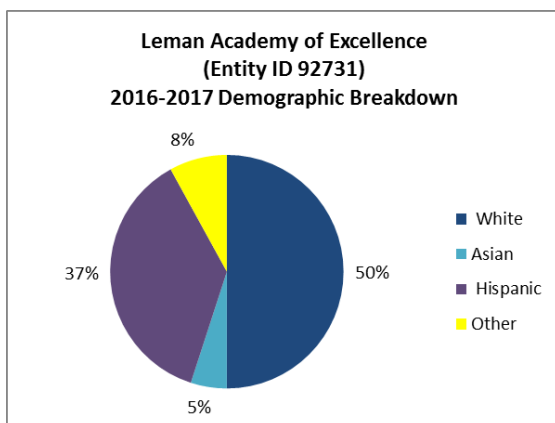
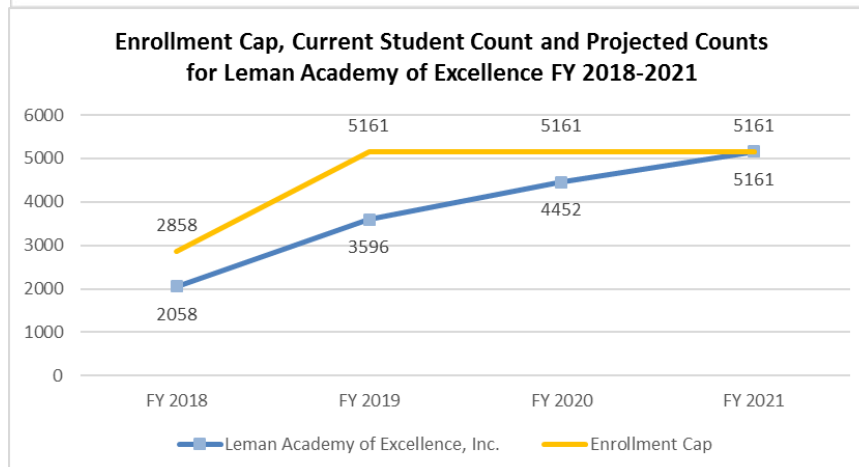
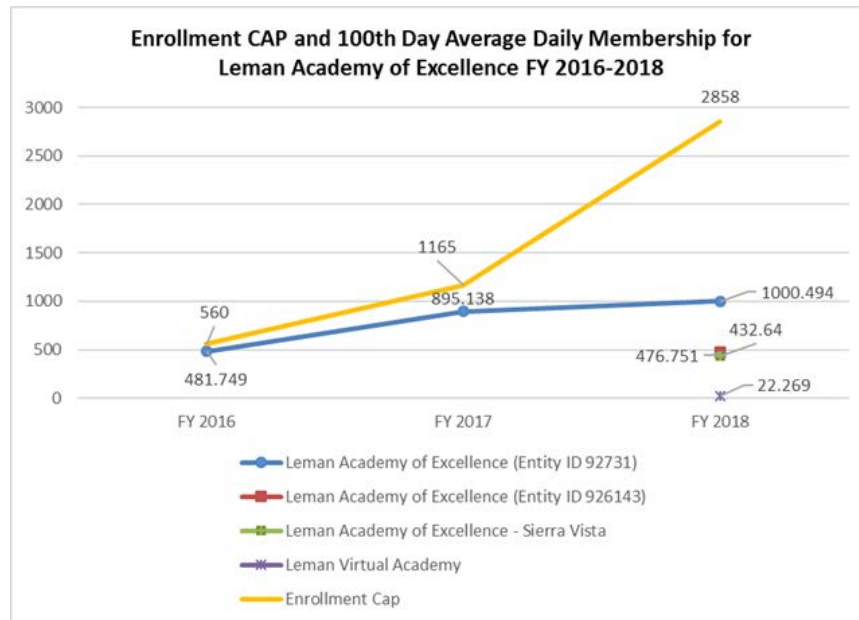
Comparison of AOI School Choices Serving Grades K-8 (Comparison to Lemman Virtual Academy)

Total Schools	FY 17 Letter Grade	Total Charter Schools	FY 18 State Assessment Data Greater than Lemman Virtual Academy		
			AzMERIT ELA (>49%)	AzMERIT Math (>34%)	AIMS Science (N/A)
31	N/A	10	2	7	N/A
<b>Total Number of Schools Performing Better than Lemman Virtual Academy (Percentage of Total)</b>					
31		10 (32%)	2 (6%)	7 (23%)	N/A



## Enrollment and Demographic Data

100th Day Average Daily Membership for FY 2016–FY 2018.



Lemman Academy of Excellence (Entity ID 92731) 2016-2017 Subgroup Data	
Free and Reduced Lunch	*
English Language Learners	1%
Special Education	8%

*\*If the percentage of students is 0% or 100%, or the group includes less than 10 students, the percentage for that group is redacted.*