

AGENDA ITEM EXECUTIVE SUMMARY: School Specific Change in Grades Served and Enrollment Cap Amendment Request

Request

Scottsdale Country Day School (“Charter Holder”) submitted a School Specific Change in Grades, increasing the grades served from K-7 to K-8, and an Enrollment Cap expansion request to increase the enrollment cap from 220 to 260. Upon approval, the requests would be effective for FY 2019. The enrollment cap increase accounts for 3 years of projected student enrollment.

See Appendix A: Amendment Request and Support Materials.

The rationale for the Charter Holder’s increase in enrollment cap is to accommodate Scottsdale Country Day School’s (“school”) request to increase the grades served to include 8th grade, starting in FY 2019. In addition, the school plans to open a second 2nd grade classroom in FY 2019, a second 3rd grade classroom in FY 2020, and a second 4th grade classroom in FY 2021. The staffing plan indicates that advertisements, to fill the new job opportunities, will be placed upon approval by the Board to increase the enrollment cap and grades served. Training will be provided to new teachers by the Executive Director and professional development classes offered by the Arizona Charter School Association. The enrollment targets justification provided by the Charter Holder indicates that the school “typically sees approximately 90% of its students returning. “This and the wait lists, along with opening additional classrooms will ensure the enrollment targets will be met.” The school also “expects 30% new students for FY 2019, with an additional 24% new students for FY 2020, and 10% new students for FY 2021.”

Three Year Plan

	FY 2018	FY 2019	FY 2020	FY 2021
Grade Levels	K-7	K-8	K-8	K-8
Enrollment	172	220	260	260

Staff Recommendation

The Charter Holder has not met the criteria to receive a staff recommendation for expansion.

Staff Recommendation Criteria	Analysis
In operation for three years	The Charter Holder has been in operation for 5 years.
“Meets Operational Standard” in the most recent Fiscal Year	The Charter Holder received an Overall Rating of “Meets” on the Operational Performance Dashboard in FY 2017.
“Meets Financial Performance Standard” based on the most recent dashboard	The Charter Holder received an Overall Rating of “Meets” on the FY 2016 and FY 2017 Financial Performance Dashboard.
Past enrollment trends indicate need for increase within three years	Enrollment in FY 2016 was 71.180, FY 2017 was 106.555 and FY 2018 was 146.029. Based on this trend the charter holder will need to increase its enrollment cap within three years.
ADM is within 85% of current enrollment cap	According to ADE School Finance, the Charter Holder’s average daily membership is 146.029, which is within 66% of the current enrollment cap of 220. Enrollment data is provided on page 3.

Each school operated by the Charter Holder performs at or above the average performance of a majority of schools within a five mile radius of the school's location

Scottsdale Country Day School performed at or above the average performance of a majority of schools within a five mile radius of the school's location.

Information regarding the performance of nearby schools is provided on page 2.

Additional Information

The Charter Holder was granted a new charter in 2013.

Governance

Corporate Board Members	School Governing Body Members	Type
Katherine Prahcharov	Katherine Prahcharov	School Staff
Steve Prahcharov	Steve Prahcharov	School Staff
	Mary Alpaugh	Community Member
	Robert Hill	Community Member

School Profile

School Name	Scottsdale Country Day School
FY14 Letter Grade	C
Date Open	August 2013
Location	Scottsdale
Grade Levels	K-7
ELA Percent Passing FY15; FY16; FY17 (AzMERIT FY17 average: 39%)	67%; 73%; 79%
Math Percent Passing FY15; FY16; FY17 (AzMERIT FY17 average: 40%)	83%; 73%; 81%
Science Percent Passing FY15; FY16; FY17 (AIMS FY17 average: 53%)	*, *, *

*Results not reported because fewer than 11 test records were available.

Additional School Choices Serving Grades K-7 within 5 Miles of School

Total Schools	FY 2014 Letter Grade	Number of Charter Schools	FY 2017 Greater than State Average			Subgroups within (±5%) of Charter Holder's Subgroup Data		
			ELA (>39%)	Math (>40%)	Science (>53%)	FRL (±5%)	ELL (±5%)	SPED (±5%)
23	A	8	23	23	23	*	*	*
8	B	2	5	4	4	*	*	*
4	C	0	1	2	1	*	*	*
1	D	0	0	0	0	*	*	*
2	N/A	2	2	2	1	*	*	*

*Because the percentage of FRL, ELL, AND SPED students is not available for the Charter Holder, comparison to nearby schools is not possible.

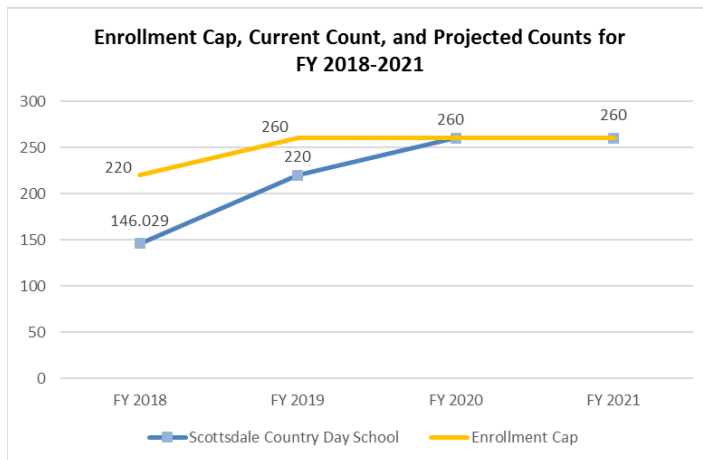
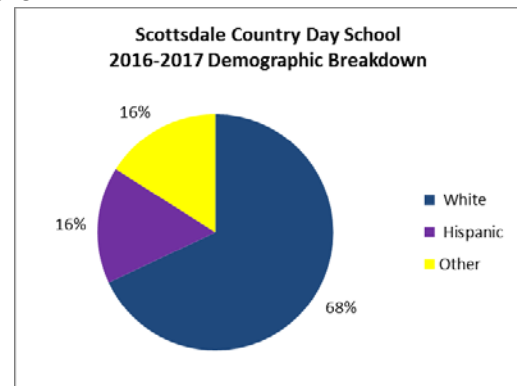
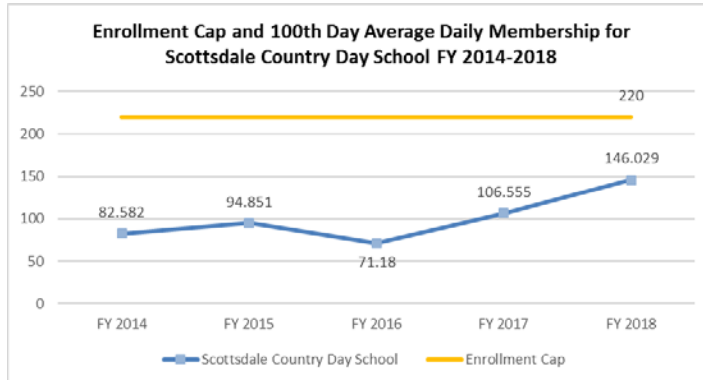
Comparison of nearby schools to Scottsdale Country Day School

Total Schools	FY 2014 Letter Grade	Number of Charter Schools	FY 2017 AzMERIT and AIMS Science Greater than Scottsdale Country Day School		
			ELA (>79%)	Math (>81%)	Science (*)
23	A	8	5	4	*
8	B	2	0	0	*
4	C	0	0	0	*
1	D	0	0	0	*
2	N/A	2	1	1	*
Total Number of Schools (Percentage of total)					
38		12 (32%)	6 (16%)	5 (13%)	*

* Because the percent passing FY2017 AIMS Science is not available for the Charter Holder, comparison to nearby schools is not possible.

Enrollment and Demographic Data

100th day ADM for FY 2014-FY2017, FY 2018 ADM as of January 3, 2018.



2016-2017 Subgroup Data	
Free and Reduced Lunch	*
English Language Learners	*
Special Education	*

*If the percentage of students is 0% or 100%, or the group includes less than 10 students, the percentage for that group is redacted.