B.1 Applicant Identity

Organizational Chart

The school's organizational charts (see **Figures 1-3**) outline the reporting relationships of the Governing Board, Principal, and all school staff for the first three years of operation. Below the organization charts are brief narratives of each individual's role within the organization (Y1 – Y3).

Figure 1: Organizational Chart (Operational Year One)

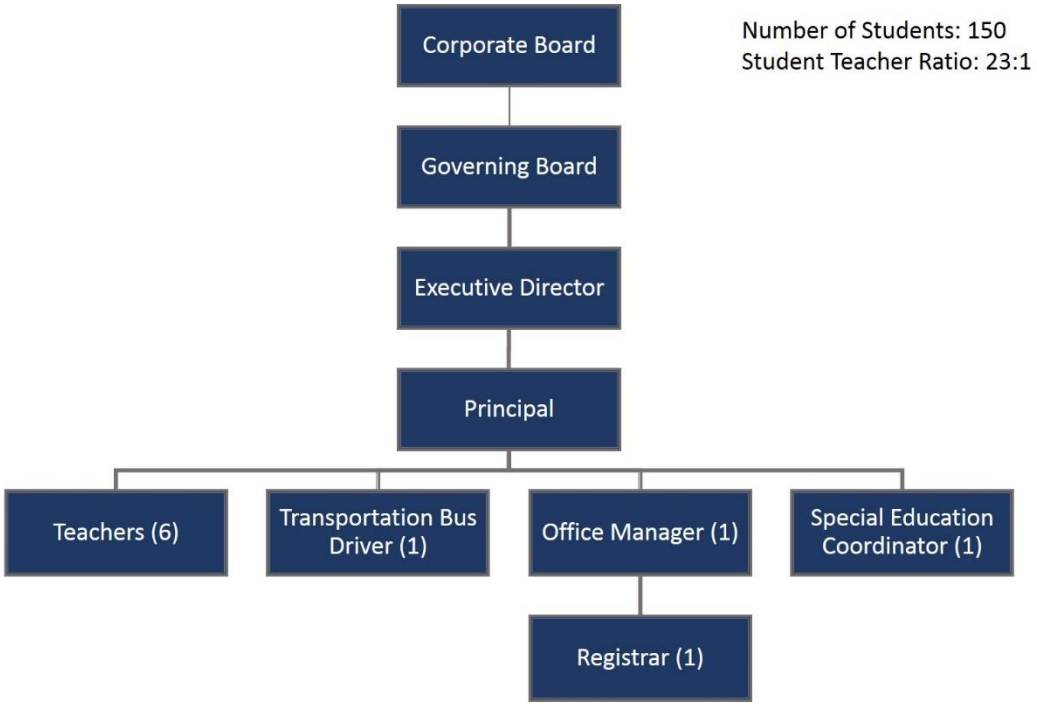

Highland Prep proposes to open with five key administration positions including the Executive Director (.5 FTE), Principal, Office Manager, Registrar, Special Education Coordinator (.5 FTE), and Bus Driver. We will open with a freshman class requiring 6 high school teachers. The school will actively recruit interns through the ASU University Service Learning program, all with fingerprint clearance cards, to assist the Special Education Coordinator and the Registrar as well as other personnel.

Figure 2: Organizational Chart (Operational Year Two)

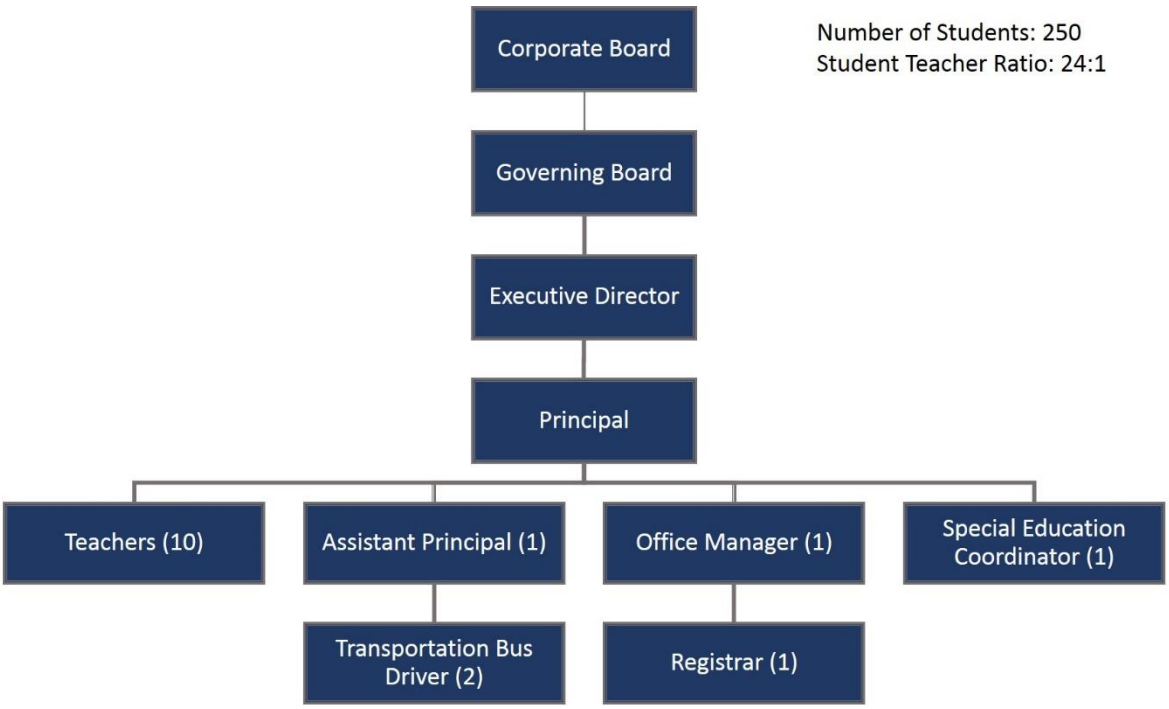

By Y2, our student population has increased by 100 students. We have added the tenth grade as we add four high school classrooms, which means we have recruited and hired four new teachers, added an Assistant Principal, and a second Bus Driver.

Figure 3: Organizational Chart (Operational Year Three)

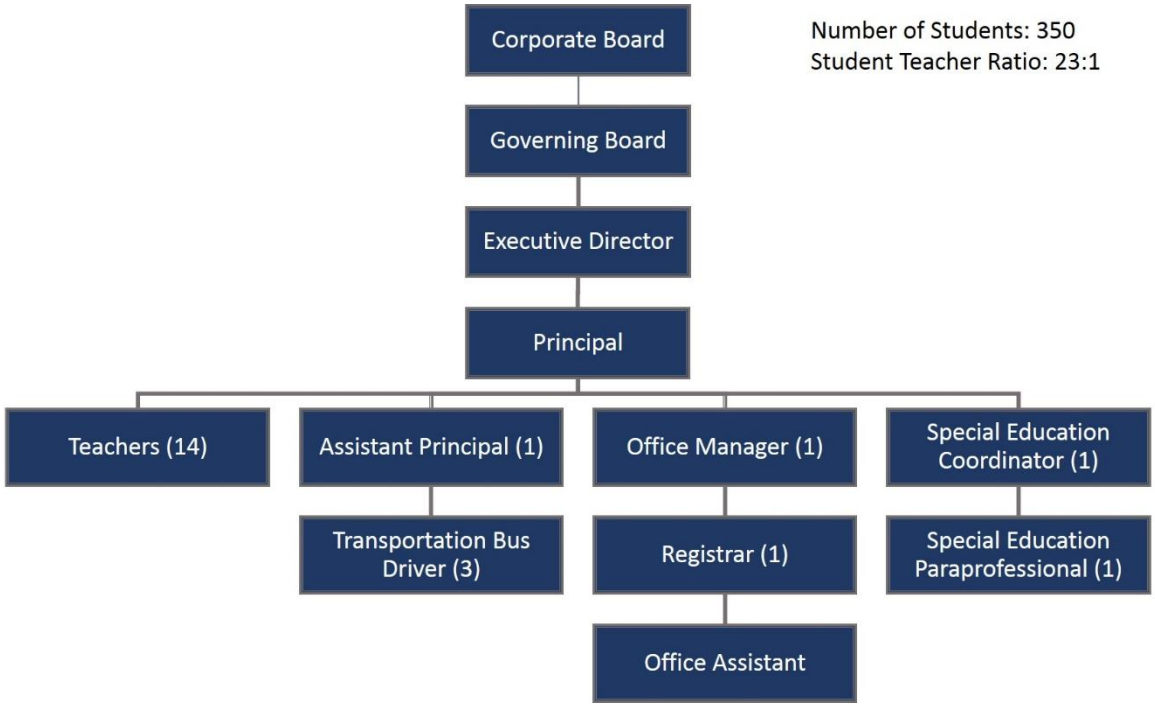

Y3 marks a student population increase of another 100 students, consistent with the addition of a junior class, which means we have added another four teachers, added a special education paraprofessional, an office assistant, and a third bus driver.