

## AGENDA ITEM EXECUTIVE SUMMARY: Enrollment Cap Amendment Request

### Request

Glendale Preparatory Academy (“Charter Holder”) submitted an expansion request to increase its enrollment cap from 612 to 650, beginning in FY 2019. This enrollment cap accounts for 3 years of projected student enrollment.

*See Appendix A: Amendment Request Materials and Support Materials.*

The Charter Holder’s narrative states that due to increased retention between grades 8 and 9, it is anticipating a “larger freshman class” that “will result in higher high school enrollment in subsequent years”. Additionally, raising the enrollment cap would allow the school to “serve additional students in our community without unduly burdening class sizes.” The Charter Holder anticipates hiring 1.5 additional staff to accommodate this change, and reports that it has a waiting list of approximately 439 students to meet its enrollment goals.

### Three Year Plan

	FY 2018	FY 2019	FY 2020	FY 2021
<b>Grade Levels</b>	6-12	6-12	6-12	6-12
<b>Enrollment</b>	542	603	628	650

### Staff Recommendation

The Charter Holder has met the criteria to receive a staff recommendation for expansion.

Staff Recommendation Criteria	Analysis
<b>In operation for three years.</b>	The Charter Holder has been in operation for 10 years.
<b>“Meets the Board’s Operational Performance Expectations” based on the dashboards for the most recent two prior years and the current year.</b>	The Charter Holder received an Overall Rating of “Meets” the Board’s Operational Performance Expectations.
<b>“Meets the Board’s Financial Performance Expectations” based on the most recent dashboard.</b>	The Charter Holder “Meets” the Financial Performance Expectations.
<b>Past enrollment trends indicate the charter will exceed its enrollment cap within the next three years.</b>	ADM in FY 2016 was 504.279, in FY 2017 was 541.466, and in FY 2018 was 548.898 (as of April 4, 2018). Based on these trends, the charter holder is expected to exceed its enrollment cap within the next three years.  Information regarding enrollment trends is provided on page 3.
<b>ADM is within 85% of current enrollment cap</b>	According to ADE School Finance, the Charter Holder currently has an ADM of 548.898. The Charter Holder is currently operating at 90% of its current enrollment cap of 612.
<b>Each school operated by the charter holder: Performs at or above the average performance of a majority of schools within a five-mile radius of the school’s location</b>	Great Hearts Academies – Glendale Prep performs at or above the average performance of nearby schools in ELA and Math.  Information regarding nearby schools is provided on page 2.

## Profile

The Charter Holder was granted a new charter in 2007.

### Governance

Corporate Board Members
<b>James Heiler</b>
<b>Daniel Scoggin</b>

School Governing Body Members	Type
<b>Andrew Ellison</b>	Community
<b>Grant Goodrich</b>	Community
<b>Jack Kersting</b>	Community
<b>Kate McClendon</b>	Other
<b>Shannon Richards</b>	Parent
<b>Kathleen Shea</b>	Parent
<b>Julie Tinlin</b>	Parent

### School Profile

School Name	Great Hearts Academies – Glendale Prep		
Date Open	August 2008		
Location	Peoria		
Grades Served	6-12		
FY 17 Letter Grade	A		
	FY 15	FY 16	FY 17
ELA AzMERIT (39%*)	77%	79%	71%
Math AzMERIT (40%*)	63%	71%	68%
Science AIMS (53%*)	86%	78%	78%

\*FY 17 State Average Passing

### Additional School Choices Serving Grades 6-12 within 5 Miles of Great Hearts Academies – Glendale Prep

Total Schools	FY 14 Letter Grade	Total Charter Schools	FY 17 State Assessment Data Greater than State Average			Subgroups within (±5%) of Charter Holder's Subgroup Data		
			ELA (>39%)	Math (>40%)	Science (>53%)	FRL (±5%)	ELL (±5%)	SPED (±5%)
10	<b>A</b>	4	7	8	8	*	*	7
11	<b>B</b>	2	6	5	4	*	*	2
15	<b>C</b>	1	1	1	1	*	*	1
4	<b>D</b>	3	0	0	0	*	*	1
3	N/A	3	1	1	2	*	*	1

\*Because the percentage of FRL and ELL students is not available for the Charter Holder, comparison to nearby schools is not possible.

### Comparison of Nearby Schools to Great Hearts Academies – Glendale Prep

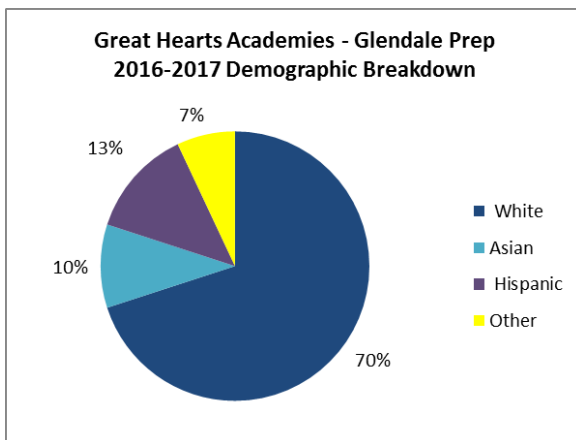
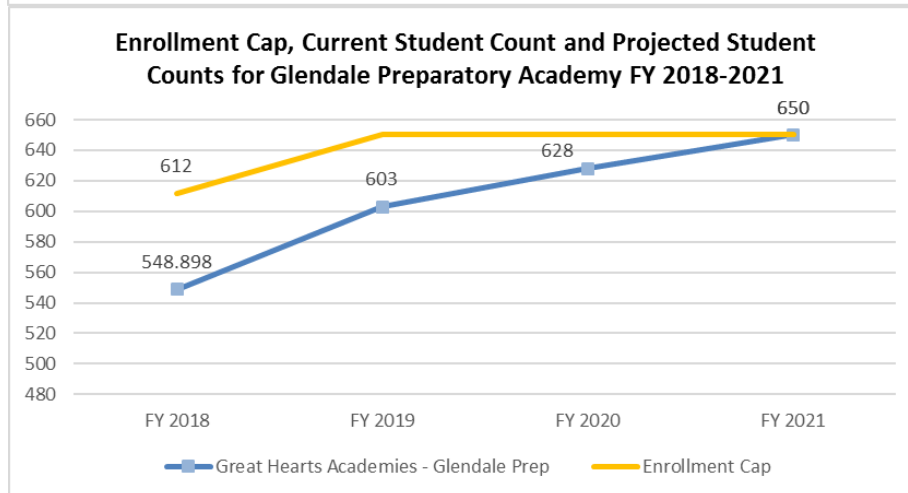
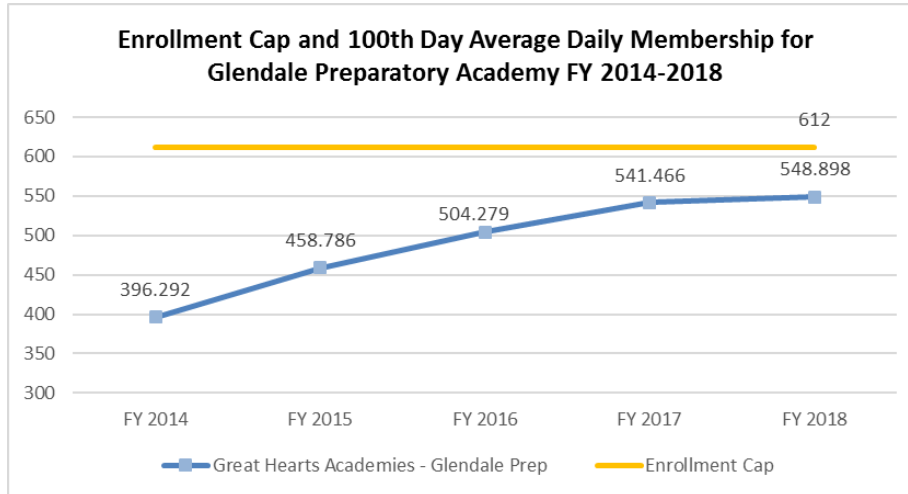
Total Schools	FY 14 Letter Grade	Total Charter Schools	FY 17 State Assessment Data Greater than Great Hearts Academies – Glendale Prep		
			AzMERIT ELA (>71%)	AzMERIT Math (>68%)	AIMS Science (>78%)
10	<b>A</b>	4	3	2	4
11	<b>B</b>	2	0	1	1
15	<b>C</b>	1	0	0	0
4	<b>D</b>	3	0	0	0
3	N/A	3	0	1	1
Total Number of Schools		Total Number of Schools Performing Better than Great Hearts Academies – Glendale Prep (Percentage of Total)			
43		13 (30%)	3 (7%)	4 (9%)	5 (12%)

Schools Associated with Great Hearts Academies – Glendale Prep

See Appendix C: Associated Schools for more information.

Enrollment and Demographic Data

100th Day Average Daily Membership for FY 2014–FY 2018 ADM.



2016-2017 Subgroup Data	
Free and Reduced Lunch	*
English Language Learners	*
Special Education	3%

*\*If the percentage of students is 0% or 100%, or the group includes less than 10 students, the percentage for that group is redacted.*

