

AGENDA ITEM EXECUTIVE SUMMARY: Grade Level Change to Charter Amendment Request

Request

CASA Academy (“Charter Holder”) submitted an expansion request to increase the grade levels the Charter Holder is approved to serve, from grades K-3 to grades K-8, beginning in FY 2021.

See Appendix A: Amendment Request and Support Materials.

CASA Academy’s rationale for expanding is to create “an academic and character pathway for students from kindergarten through eighth grade, better aligning with parent needs and requests, and improving CASA’s operations.” Each grade at the school consists of approximately 50 students per cohort, and the Charter Holder plans to add one cohort per grade starting in FY 2021, with each cohort served by two teachers. The Charter Holder also plans to hire a curriculum writer/coach and a paraprofessional beginning in FY 2020. New staff members will be provided training in the Charter Holder’s classroom practices, as well as weekly coaching and feedback.

Three Year Plan

	FY 2019	FY 2020	FY 2021	FY 2022
Grade Levels	K-2	K-2	K-3	K-4
Enrollment	152	150	200	250

Staff Recommendation

The Charter Holder has not met the criteria to receive a staff recommendation for expansion.

Staff Recommendation Criteria	Analysis
In operation for three years.	The Charter Holder has been in operation for five years.
“Meets Operational Performance Expectations” based on the dashboards for the most recent two prior years and the current year.	The Charter Holder “Meets” the Board’s Operational Performance Expectations.
“Meets the Board’s Financial Performance Expectations” based on the most recent dashboard.	The Charter Holder “Meets” the Board’s Financial Performance Expectations.
Grade level cohorts are at capacity and could fill enrollment for new grades requested.	Grade level cohorts are at capacity. Enrollment can be filled for the new grades requested.
ADM is within 85% of current enrollment cap.	According to ADE School Finance, the Charter Holder’s ADM in FY 2019 was 132.031. The charter holder is currently operating at 48% of its current enrollment cap of 275. When adjusted for Kindergarten students to be counted as 1.0, the Charter Holder is operating at 58% of its current enrollment cap.
Each school operated by the Charter Holder performs at or above the average performance of a majority of schools within a five-mile radius of the school’s location.	Because CASA Academy served grades K-2 in FY 2019, no assessment data is available for the Charter Holder. To account for this, the Charter Holder did provide information about internal Academic Data on pages 8 and 9 of the submitted narrative.

Profile

The Charter Holder was granted a new charter in 2014.

Governance

Corporate Board Members
Daniel Brown
Michael Campillo
Tacey Clayton Cundy
Evan Hunt
Patrick McHonett
Madison Major
Danielle Puente
Mark Tucker
Tia Wee

School Profile

School Name	CASA Academy		
Date Open	August 2014		
Location	Phoenix		
Grades Served	K-2		
FY 18 Letter Grade	NR		
	FY 16	FY 17	FY 18
ELA AzMERIT (41% ⁺)	17%	N/A	N/A
Math AzMERIT (41% ⁺)	21%	N/A	N/A
Science AIMS (52% ⁺)	N/A	N/A	N/A

⁺FY 18 State Average Passing

^{*}If the percentage of students is 0% or 100%, or the group includes less than 10 students, the percentage for that group is redacted.

Additional School Choices Serving Grades K-8 within 5 Miles of CASA Academy

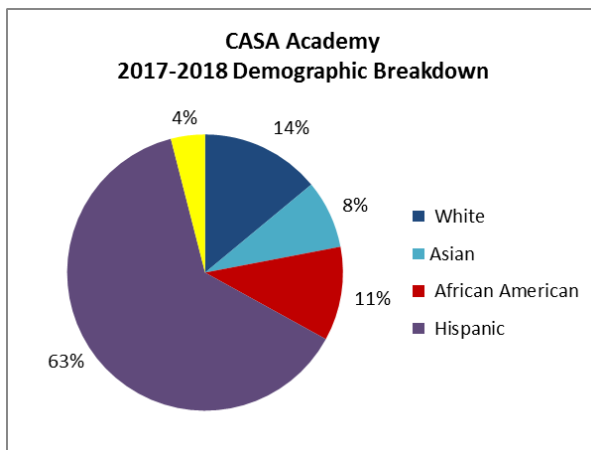
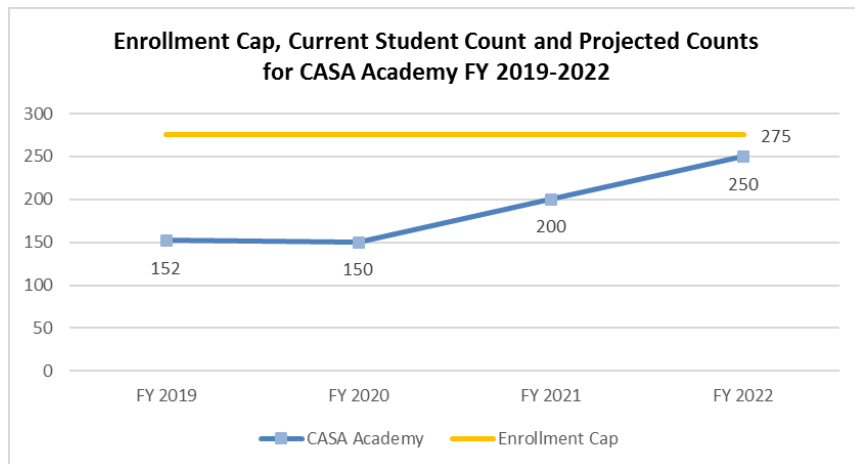
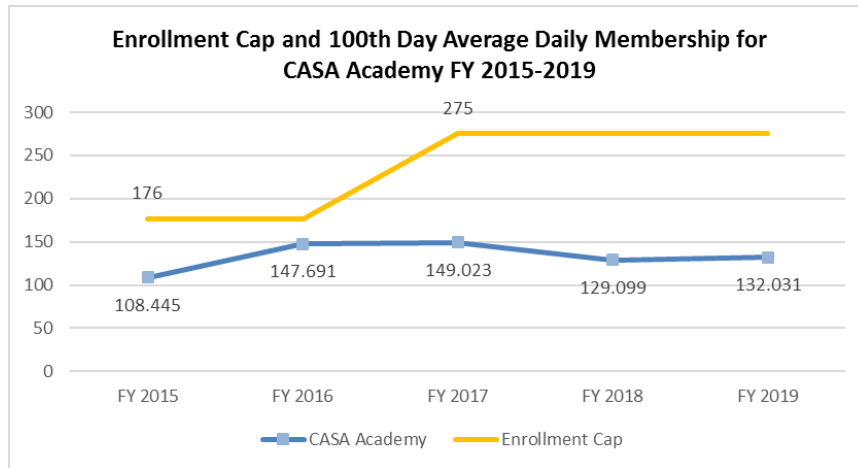
Total Schools	FY 18 Letter Grade	Total Charter Schools	FY 18 State Assessment Data Greater than State Average			Subgroups within (±5%) of Charter Holder's Subgroup Data		
			ELA (>41%)	Math (>41%)	Science (>52%)	FRL (±5%)	ELL (±5%)	SPED (±5%)
13	A	6	12	12	13	*	*	*
28	B	11	9	8	12	*	*	*
38	C	11	2	3	4	*	*	*
7	D	1	0	0	0	*	*	*
2	F	2	0	0	0	*	*	*
7	N/R	1	0	4	0	*	*	*

^{*}Because the percentage of FRL, ELL and SPED students is not available for the Charter Holder, comparison to nearby schools is not possible.

Comparison of Nearby Schools to CASA Academy

Because CASA Academy served grades K-2 in FY 2019, no assessment data is available for the Charter Holder, and a comparison to nearby schools cannot be conducted.

Enrollment and Demographic Data
 100th Day Average Daily Membership for FY 2015–FY 2019.



2017-2018 Subgroup Data	
Free and Reduced Lunch	91%
English Language Learners	*
Special Education	*

**If the percentage of students is 0% or 100%, or the group includes less than 10 students, the percentage for that group is redacted.*