**AGENDA ITEM: Request to Expand Charter School Operations—GAR, LLC**

**Issue**

GAR, LLC (GAR) did not meet the Board's academic performance expectations for FY 2014, and was required to submit internal benchmarking data for FY2015 and FY 2016 with its expansion request. GAR submitted an Enrollment Cap (ECAP) Notification Request to increase its enrollment cap from 250 to 1000.

**Summary of Narrative Provided**

*Rationale for Expansion Request*

According to the narrative (presented in Appendix: A. Notification Request Materials), GAR plans to expand its student population to 1000 students: 540 of which will be housed at the brick-and-mortar schools in Tempe and Peoria (with some Dropout Recovery students using the campus resources) and 460 students working off-campus under mentor supervision in the Dropout Recovery program operated by GAR.

*Supporting Information*

The Charter Holder submitted floor plans for the Tempe Campus showing capacity of 90 students per session with three sessions per day. Additionally, the Charter Holder demonstrated that the Peoria Campus also has a capacity of 90 students per session, also with three sessions per day.

## I. Background

GAR was granted a charter in 2000, which is currently approved for grades 9–12. GAR operates two schools. See table below.

| School Name | Month/Year Open | Location | Grade Levels Served | 2016 100th Day ADM | Instructional Days |
|---|---|---|---|---|---|
| Student Choice High School (79022) | August 2002 | Tempe | 9–12 | 114.559 | 180 |
| Student Choice High School (90737) | August 2011 | Peoria | 9–12 | 64.008 | 180 |

Mission Statement for GAR: "The mission of the Student Choice High School with a curriculum and instructional program that meets the educational needs of at-risk students on an individual basis, is to utilize public funds to provide and promote meaningful learning experiences. In a caring manner we will remove the 'risk' and prepare our students to be effective, responsible, self-reliant citizens who strive to lead a successful life beyond a high school diploma."

The enrollment cap for GAR is 250. The graph on the next page shows average daily membership (ADM) for the charter based on 100th day ADM for fiscal years 2012–2016.

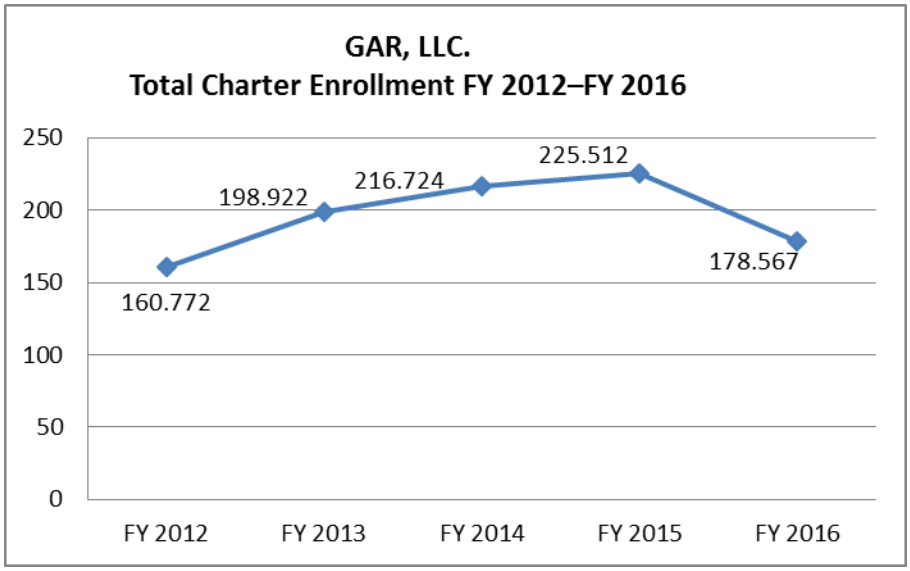


The demographic data for GAR from the 2014-2015 school year is represented in the charts below.[1]

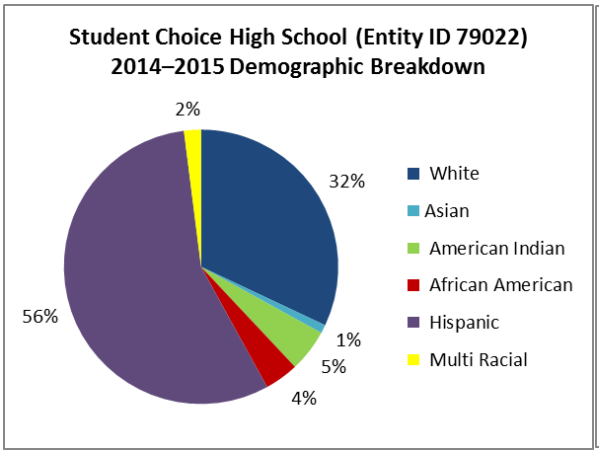


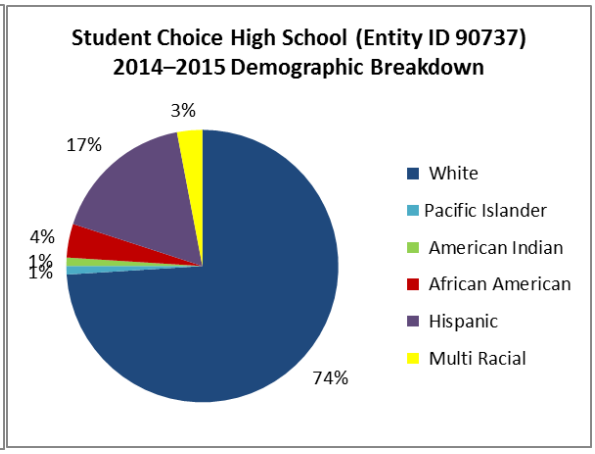


The percentage of students served by GAR in the 2014–2015 school year who are classified as English Language Learners (ELL), classified as students with disabilities, or are eligible for Free or Reduced Price Lunch (FRL), is represented in the table below. [2]

| School Name | FRL | ELL | Students with Disabilities |
|---|---|---|---|
| Student Choice High School (79022) | * | * | 9% |
| Student Choice High School (90737) | 1% | * | 20% |

[1] Information provided by the Research and Evaluation Division of the ADE.

[2] Information provided by the Research and Evaluation Division of the ADE. If the percentage of students in a non-ethnicity-based demographic group is 0% or 100%, the percentage for that demographic group was redacted.

As stated in Board policy, prior to a request being considered by the Board, staff conducts a compliance check as part of the amendment and notification approval process. The Charter Holder is in compliance in all areas.

## II. Academic Performance

A Charter Holder's academic performance will be evaluated by the Board when considering expansion requests. The academic performance of Student Choice High School (79022) and Student Choice High School (90737) for fiscal years 2012–2014, as based on the Board's academic framework, is represented in the table below.

| School Name | Opened | Current Grades Served | 2012 Overall Rating | 2013 Overall Rating | 2014 Overall Rating |
|---|---|---|---|---|---|
| Student Choice High School (79022) | August 2002 | 9–12 | 55/D-ALT | 73.75/C-ALT | 66.25/C-ALT |
| Student Choice High School (90737) | August 2011 | 9–12 | NR/A-ALT | 73.75/D-ALT | 53.75/D-ALT |

Due to the absence of Academic Dashboards for the FY 2015 year, academic performance information is not available. However, internal benchmarking data was reviewed as part of the expansion request submitted by GAR. (Refer to Section IV. Of this staff report titled "Demonstration of Sufficient Progress—FY 2015 and FY 2016 Internal Benchmarking Data")

## III. Additional School Choices

Student Choice High School (79022) received a letter grade of C-ALT and an overall rating of Meets the Board's academic performance standard for FY 2014. The school site is located in Tempe near the intersection of N. Scottsdale Rd. and E. McKellips St. The following information identifies additional schools within a five mile radius of the proposed school's location and the academic performance of those schools.

There are six alternative schools serving grades 9–12 within a five mile radius of Student Choice High School (79022). The table below provides a breakdown of those schools. Schools are grouped by the A–F letter grade assigned by the ADE. For each letter grade, the table identifies the number of schools assigned that letter grade, the number of those schools that are charter schools, and the number of the charter schools that are meeting the Board's academic performance standard for FY 2014.

| Student Choice High School (Entity ID 79022) | | | |
|---|---|---|---|
| **Letter Grade** | **Within 5 miles** | **Charter Schools** | **Meets Board's Standard** |
| B-ALT | 1 | 1 | 1 |
| C-ALT | 3 | 2 | 0 |
| D-ALT | 2 | 2 | 0 |

Student Choice High School (90737) received a letter grade of D-ALT and an overall rating of Does Not Meet the Board's academic performance standard for FY 2014. The school site is located in Peoria near

the intersection of W. Deer Valley Rd. and N. 83rd Ave. There are no alternative schools serving grades 9–12 within a five mile radius of Student Choice High School (90737).

## IV. Demonstration of Sufficient Progress—FY 2015 and FY 2016 Internal Benchmarking Data

GAR was required to submit internal benchmarking data for FY 2015 and FY 2016 with the notification request because a school operated by the Charter Holder, Student Choice High School (90737), did not meet the academic standard set forth by the Board.

GAR submitted internal benchmarking data for FY 2015 and FY 2016 with the ECAP request. Staff conducted a desk audit to review the internal benchmarking data submitted to be considered in conjunction with the ECAP request.

| Evaluation Summary | | | |
|---|---|---|---|
| Area | DSP Evaluation | | |
| | Meets | Does Not Meet | Falls Far Below |
| Data | ☐ | ☐ | ☒ |

After considering information from the internal benchmarking data provided for the desk audit, the Charter Holder failed to show improvement year-over-year for the two most recent school years, and demonstrated declines in academic performance, in 6 out of the 7 measures required by the Board.

Based on the findings summarized above and described in Appendix D. Data Inventory, staff determined that the Charter Holder did not demonstrate sufficient progress towards meeting the Board's Academic Performance Expectations.

## V. Board Options

**Board Options—Enrollment Cap Notification Request**

**Option 1:** The Board may approve the request. The following language is provided for consideration:

I move, based on the information contained in the Board materials and presented today, to approve the request to increase the enrollment cap for the charter contract of GAR, LLC. from 250 to 1000 students.

**Option 2:** The Board may deny the request. The following language is provided for consideration:

I move, based on the information contained in the Board materials and presented today, to deny the request to increase the enrollment cap for the charter contract of GAR, LLC. from 250 to 1000 students, for the reason(s) that: (Board member may specify additional reasons the Board found during its consideration.)

# APPENDIX A

# NOTIFICATION REQUEST MATERIALS

# Student Choice High School

8253 W Thunderbird Rd Suite 105
Peoria, AZ 85381

## PUBLIC HEARING & BOARD MEETING AGENDA

February 12, 2016 2:00 PM

I. Call to Order
Scott Meehan called the meeting to order

II. Roll call
Peggy Lynam, Shawnna Lopez, Scott Meehan were present via conference call and Scott Lopez was present.

III. Call to the public.

IV. Request for an Enrollment Cap Increase from 250 to 1,000 was submitted by Scott Meehan with subsequent discussion.

V. Motion for approval of the proposed Enrollment Cap Increase was made by Shawnna Lopez, seconded by Scott Lopez. Unanimous approval

VI. New Business
No new business to be added to the agenda

VII. Adjournment
Peggy Lynam moved for adjournment, seconded by Shawnna Lopez. Unanimous approval

# Enrollment Cap Notification Request

**Submitted by**

## GAR LLC d.b.a Student Choice High School

GAR LLC, d.b.a. Student Choice High School (SCHS), is submitting an Enrollment Cap Notification Request to increase the number of students we may serve. We are requesting an increase from the current enrollment cap of 250 to a cap of 1000 to meet current and future needs. We intend to operate at the new Enrollment Cap level starting July 1, 2016.

Since opening SCHS in 2000 at a single site in Tempe, SCHS has not raised its Enrollment Cap from the original cap of 250. With the addition of a campus in Peoria in 2011 and a Dropout Recovery Program in 2013, SCHS is experiencing significant growth and to date has reached our maximum enrollment cap of 250. Our facilities currently have capacity to accommodate an additional 290 students and our DRP program is supported through utilization of learning centers and students working online.

**Eligibility** The Tempe campus meets the eligibility requirements with a "Meets" for each of the two past academic years. The Peoria campus was rated a "Meets" for 2013 and a "Does Not Meet" for 2014 which makes SCHS eligible to submit an expansion request with Required Information as defined in the Academic Intervention Schedule for the current fiscal year. However, we are in compliance with the ASBCS under the Heightened Monitoring Process and are confident we meet the Board's requirements. We have worked diligently in all areas of our schools and are excited to share the positive changes we are making.

**Operational Compliance**

- GAR LLC is in compliance with the timely submittal of the annual audit and is not subject to 10% withholding of funds.
- GAR LLC is in "good standing" with the Arizona Corporation Commission.
- GAR LLC does not have a repeat corrective action plan from the most recent annual audit
- GAR LLC has received notification from the Board the current fiscal year audit has been accepted.
- GAR LLC is "Compliant" on all grants by ADE Grants Management
- GAR LLC is not a Title 1 School and therefore the requirements of No Child Left Behind are not applicable.
- GAR LLC does not participate in the Arizona State Retirement System.

**Board Minutes** Board minutes approving the Enrollment Cap Notification Request are provided as an attachment.

**Narrative** Student Choice High School is a North Central Association (AdvancED) accredited alternative high school that serves students between the ages of 14 and 22 who are having difficulty finding success in a traditional school setting. Our mission is to educate and graduate students who have not been successful in a traditional high school setting. Typically, our students leave the traditional schools because of poor attendance, health/medial issues, behavior problems and /or credit deficiencies. Our belief is that all students can learn, but some may need more time and a more flexible schedule. We offer a "work at your own pace" program which gives the student additional time to complete classes, if needed. We follow a trimester calendar; however, open enrollment allows students to continue their classes past the end of the grading period based on their enrollment date and withdrawal grades from their previous school. We enroll students throughout the year so a large number of our students enroll throughout the school year.

Estimated Number of Students per Grade – Enrollment Cap 1,000

| 9th Grade | 10th Grade | 11th Grade | 12th Grade |
|---|---|---|---|
| 25 | 75 | 400 | 500 |

2 Year Estimated Projection of Students - Brick & Mortar vs DRP

| Tempe Campus | Peoria Campus | DRP |
|---|---|---|
| 270* | 270* | 460 |

*Student Population could include DRP students utilizing Campus Resources. Other DRP students will be students working assignments off campus under Mentor guidance and supervision.

**Timeline**

SCHS believes that we will approach the requested enrollment capacity of well over one thousand students during the 2018 school year giving us two years before we will need to request another Enrollment Cap increase. The "At-Risk" and "Dropout" student population in Phoenix is one of the highest in the Nation and continues to grow. The SCHS educational program is an extremely viable option for many of these students which will drive our enrollment growth.

**Capacity**

Over the past four years, SCHS has made significant investments in providing the latest upgrades of the A+ software suites, purchase and implementation

of Galileo Technology assessments and has incorporated a curriculum review policy to help gauge the effectiveness of our curriculum. Perhaps our biggest strength comes from hiring two multi-degreed and District-level administrators who have over forty years of combined experience in the Arizona education systems. Both of these education professionals bring a wealth of knowledge to SCHS, one as a former SPED Director and the other as a District Level Alternative School Administrator. SCHS has enhanced the professional development program including adding supplemental In-Service days throughout the year, as well as, proper educational coaching, mentoring and evaluations. We have made investments in facility improvements and in our technology infrastructure to support web-based delivery of educational programs. We have full-time staff that can absorb some of the growth but we also have part-time staff diligently waiting for an opportunity to join our organization full-time. SCHS is financially viable, has already invested in the infrastructure to accommodate growth, has verified market viability, and is financially capable of supporting enrollment growth.

The Tempe facility is 2,528 square feet and has a student capacity of 90 students per session and has operated in this location for over 15 years. With the option of operating 3 sessions per day, the total capacity for this facility is 270 students. There is no occupancy load number on the Certificate of Occupancy so a floor plan drawing is attached.

The Peoria facility is 1,800 square feet with the Certificate of Occupancy indicating a maximum occupancy of 90. With the option of operating 3 sessions per day, the total student capacity is 270 students.

Our technology infrastructure has been improved to allow us to handle virtually hundreds of concurrent users through increases in network throughput and use of professionally managed hosted services. This capability supports our brick and mortar schools, DRP learning centers, and DRP online students.

Tempe Campus

# Certificate of Occupancy

City of Tempe
Development Services Dept
Building Safety Division
P.O. Box 5002
31 East Fifth Street
Tempe, Arizona 85280

Tempe

Address of Building: 1033 N SCOTTSDALE RD Suite No.:

*Note:* Any change of use or occupancy must be approved by the Building Safety Division.

This certifies that so far as ascertained by or made known to the undersigned, the building at the above address complies with the applicable requirements of the Tempe City Code as to permitted uses for the following occupancies.

Date Issued: 7-28-00 Permit No.: BP001029

Description: 1 Story, Type III-N Occupancy R-1

Use: SCHOOL Sq. Ft.: 2520

Building Official By Al Moncayo

G.B.S. 309.05
Rev. 10/97

Post in a conspicuous location

Tempe Campus

JANICE K. BREWER
Governor

GENE PALMER
Director

DEPARTMENT OF FIRE, BUILDING AND LIFE SAFETY
1110 WEST WASHINGTON, SUITE 100
PHOENIX, ARIZONA 85007
(602) 364-1003
(602) 364-1052 FAX

**ARIZONA STATE FIRE MARSHAL** - Monday, July 08, 2013 10:16:15 AM (**Dan Ierley**)

| | |
|---|---|
| Inspection Date | Monday, July 08, 2013 |
| OSFM Facility ID | 10233 |
| Occupancy Classification | E |
| Ownership | Private Property |
| Property Usage | School |
| School Type | High School |
| Facility Name | STUDENT CHOICE HIGH SCHOOL |
| Facility Address | 1833 NORTH SCOTTSDALE RD |
| City | TEMPE |
| County | Maricopa |
| Fire Marshal Contact | Arizona State Fire Marshal's Office 1110 West Washington St. Suite 100 Phoenix, Arizona 85007 (O) 602.364.1003 |
| DEPUTY FIRE MARSHAL: | Dan Ierley: 80 |
| Inspector Signature | [Signature] |
| Phone | (602) 850-1719 |
| Permit Inspection | No |
| Type of Inspection | Scheduled |
| Inspection | Periodic Fire Safety Inspection |
| **Inspection Results** | |
| 1 Violation Type | Fire Extinguishers |
| Code | IFC 906.2 General requirements. Fire extinguishers shall be selected, installed and maintained in accordance with this section and NFPA 10. |
| Violation Type | Violation |
| Correction Time | This Hazzard Is A Violation Of The State Fire Code, And Must Be Corrected Within Ten Working Days. |
| Comments | FIRE EXTINGUISHERS NOT MAINTAINED IN ACCORDANCE WITH NFPA 10 |
| 2 Violation Type | Alarm Systems |

| | |
|---|---|
| Code | IFC 901.6 Inspection, testing and maintenance. Fire detection, alarm and extinguishing systems shall be maintained in an operative condition at all times, and shall be replaced or repaired where defective. |
| Violation Type | Violation |
| Correction Time | This Hazzard Is A Violation Of The State Fire Code, And Must Be Corrected Within Ten Working Days. |
| Comments | FIRE ALARM IN TROUBLE MODE, REQUIRES MAINTAINENCE AND SERVICE |
| 3 Violation Type | Exit Issues |
| Code | 1008.1.8 Door operations. Except as specifically permitted by this section egress doors shall be readily openable from the egress side without the use of a key or special knowledge or effort. |
| Violation Type | Violation |
| Correction Time | This Hazzard Is A Violation Of The State Fire Code, And Must Be Corrected Within Ten Working Days. |
| Comments | OBSTRUCTION TO USE OF REAR EXIT DOOR |
| Tag | Fail |
| Inspection Time | 1 |
| Travel Time | .5 |
| Mileage From Office | 12 |
| Fire Code Compliance Status | The items noted above, unless otherwise stated, are in violation of the Arizona State Fire Code, A.A.C. R4-34-1101 adopted pursuant to A.R.S. 41-2146. This is an offical notice of violation requiring correction. Failure to comply with these requirements may lead to legal action (A.R.S. 41-2163A). This inspection is for your safety and the safety of the citizens of Arizona. Your cooperation is appreciated. |
| Report received by | [Signature] |
| Send Email To: | PEGGY.LYNAM@STUDENTCHOICEHIGHSCHOOL.COM |
| Date | Monday, July 08, 2013 |

Tempe Campus
Floor Plan

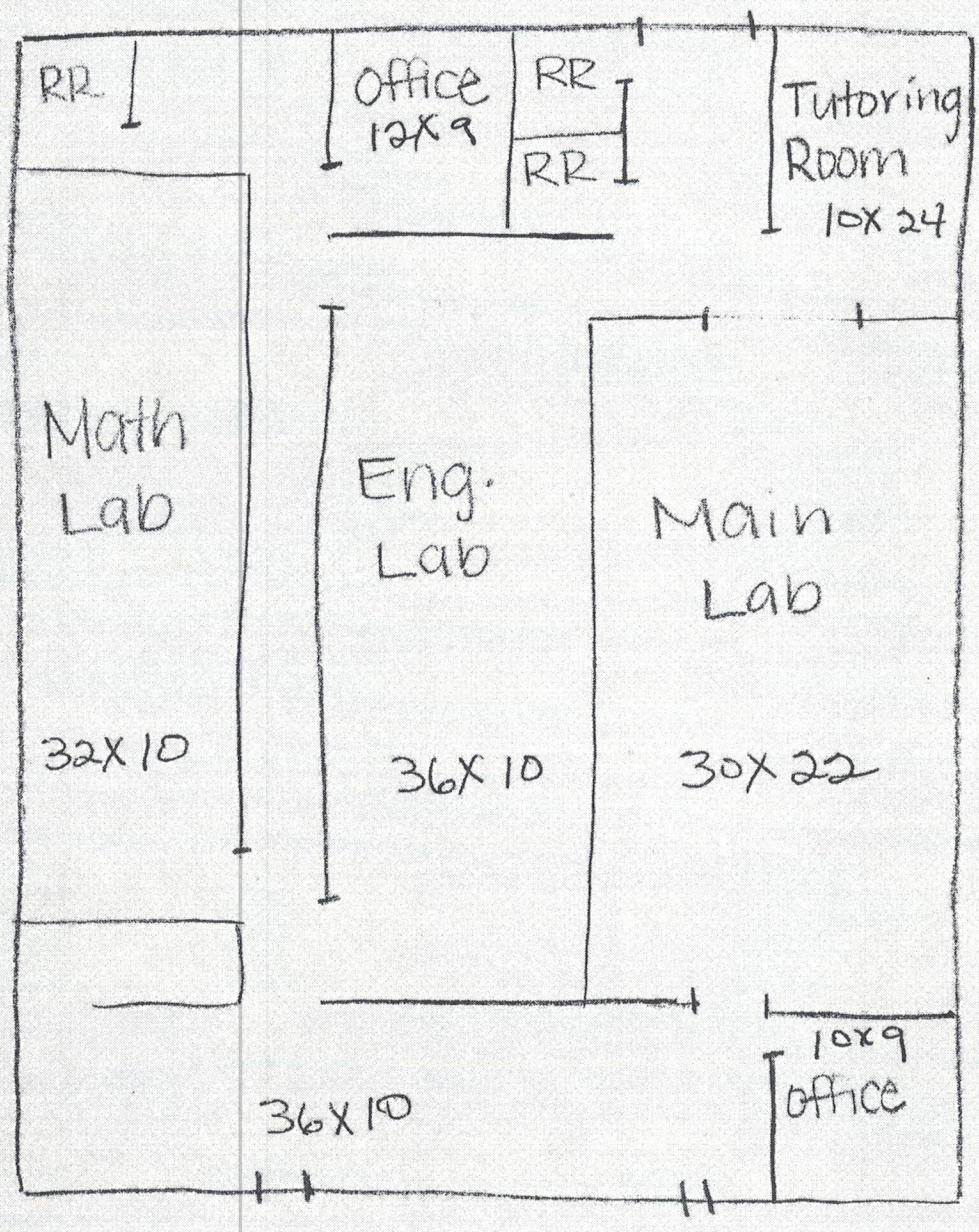

Peoria Campus

# Certificate of Occupancy

## Building Development Division

This Certificate issued pursuant to the requirements of the International Building Code, certifying that at the time of issuance this structure was in compliance with the various ordinances of the City regulating building construction for use. For the following:

**Permit No: 1001613** **Location: 8194 W DEER VALLEY RD 108**

**STUDENT CHOICE HIGH SCHOOL - STE #108 (T.I.)**

Zoning: PAD
Automatic Sprinklers: Yes
Occupancy: E Educational

Parcel No: 200-07-672
Construction Type: V-B Frame
Occupancy Load: 90

**Owner:** DEER VALLEY MARKETPLACE LLC
P O BOX 14567
SCOTTSDALE, AZ 85267

Date: 06/08/2011

Dennis Marks, Building Official

NOTE: Section 5-21, Peoria City Code, provides that no building or structure shall be used or occupied, and no change in occupancy classification of a building or structure or portion thereof shall be made until the building official has issued a Certificate of Occupancy.

POST IN A CONSPICUOUS PLACE

p.1
pr 25 14 12:14p

PEORIA CAMPUS

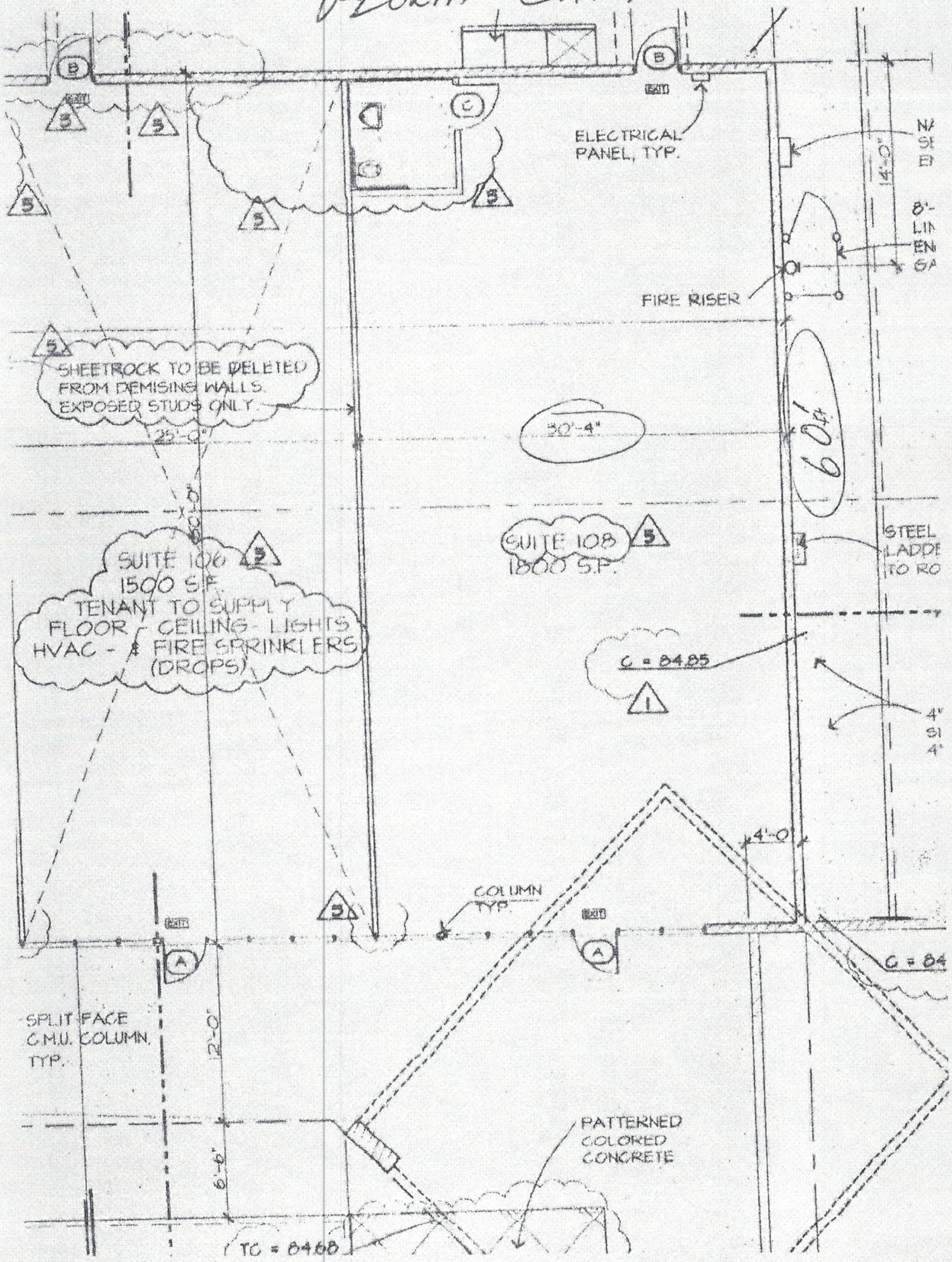

# PEORIA FIRE DEPARTMENT

8351 West Cinnabar Avenue
Peoria, Arizona 85345

## Correction Notice

☐ FILE

**Date:** June 2, 2011

**Permit Number:** 1001613

**Project Name:** Student Choice High School

**Address:** 8194 West Deer Valley Road

**Suite Number:** 108

**Inspector:** Michael Brune

**Per the inspection conducted, corrective action is required for the following items:**

| # | Corrective Item |
|---|---|
| 1 | None |
| 2 | |
| 3 | |
| 4 | |
| 5 | |
| 6 | |
| 7 | |
| 8 | |

**Comments:** Final building fire inspection approved and green tag issued. Fire extinguisher (new) is in place with signage and suite identification is in place. All construction has been completed.

☐ Re-Inspection Required

☒ No Corrections Required

☒ Inspection Passed

Copy Received by: _____

For Re-Inspection call: (623) 773-7220
Fax Line (623) 773-7295
On Line Comments: www.peoriaaz.gov/devcomments

Rev 1 – 5/2009

Tempe Campus

# Certificate of Occupancy

City of Tempe
Development Services Dept
Building Safety Division
P.O. Box 5002
31 East Fifth Street
Tempe, Arizona 85280

Tempe

Address of Building 1033 N SCOTTSDALE RD Suite No.:

*Note:* Any change of use or occupancy must be approved by the Building Safety Division.

This certifies that so far as ascertained by or made known to the undersigned, the building at the above address complies with the applicable requirements of the Tempe City Code as to permitted uses for the following occupancies.

Date Issued: 7-28-00 Permit No.: EP001029

Description: 1 Story, Type III-N Occupancy B-1

Use: SCHOOL Sq. Ft.: 2520

Building Official By Al Moncayo

D.B.S. 309.06
Rev. 10/97

Post in a conspicuous location

Arizona Corporation Commission

05/02/2014

State of Arizona Public Access System

11:03 AM

| Corporate Status Inquiry |
| --- |
| **File Number: L-0952186-2** |
| **Corp. Name: GAR, LLC** |

## This Limited Liability Company is in Good Standing

**This information is provided as a courtesy and does not constitute legally binding information regarding the status of the entity listed above. To obtain an official Certificate indicating that the entity is in good standing click on Print Certificate and follow printing instructions. To re-print a previously generated Certificate of Good Standing click Reprint Certificate.**

Print Certificate | Reprint Certificate

Return to Corporate Inquiry

# APPENDIX B

# ACADEMIC DASHBOARDS

# Student Choice High School CTDS: 07-86-79-102 | Entity ID: 90737

General | Site Contact | Inspections | Grades | Governing Body | FY Data | Site Visits | Member Campuses | Amendments | Academic Performance

## Academic Performance

Edit this section.

### Student Choice High School

| | | 2012 Alternative High School (9-12) | | | 2013 Alternative High School (10 to 12) | | | 2014 Alternative High School (9 to 12) | | |
|---|---|---|---|---|---|---|---|---|---|---|
| **1. Growth** | | **Measure** | **Points Assigned** | **Weight** | **Measure** | **Points Assigned** | **Weight** | **Measure** | **Points Assigned** | **Weight** |
| **1a. SGP** | **Math** | NR | 0 | 0 | NR | 0 | 0 | NR | 0 | 0 |
| | **Reading** | NR | 0 | 0 | NR | 0 | 0 | NR | 0 | 0 |
| **1b. Improvement** | **Math** | 50 | 100 | 15 | 29.2 | 50 | 15 | 12 | 25 | 15 |
| | **Reading** | 0 | 25 | 15 | 100 | 100 | 15 | 33.3 | 50 | 15 |
| **2. Proficiency** | | **Measure** | **Points Assigned** | **Weight** | **Measure** | **Points Assigned** | **Weight** | **Measure** | **Points Assigned** | **Weight** |
| **2a. Percent Passing** | **Math** | NR | 0 | 0 | 7.7 / 19.2 | 25 | 15 | 14.3 / 20.2 | 50 | 15 |
| | **Reading** | NR | 0 | 0 | 58.3 / 52.6 | 75 | 15 | 45.5 / 50.1 | 50 | 15 |
| **2b. Subgroup ELL** | **Math** | NR | 0 | 0 | NR | 0 | 0 | NR | 0 | 0 |
| | **Reading** | NR | 0 | 0 | NR | 0 | 0 | NR | 0 | 0 |
| **2b. Subgroup FRL** | **Math** | NR | 0 | 0 | NR | 0 | 0 | NR | 0 | 0 |
| | **Reading** | NR | 0 | 0 | NR | 0 | 0 | NR | 0 | 0 |
| **2b. Subgroup SPED** | **Math** | NR | 0 | 0 | NR | 0 | 0 | NR | 0 | 0 |
| | **Reading** | NR | 0 | 0 | NR | 0 | 0 | NR | 0 | 0 |
| **3. State Accountability** | | **Measure** | **Points Assigned** | **Weight** | **Measure** | **Points Assigned** | **Weight** | **Measure** | **Points Assigned** | **Weight** |
| **3a. State Accountability** | | A-ALT | 100 | 5 | D-ALT | 25 | 5 | D-ALT | 25 | 5 |
| **4. Graduation** | | **Measure** | **Points Assigned** | **Weight** | **Measure** | **Points Assigned** | **Weight** | **Measure** | **Points Assigned** | **Weight** |
| **4a. Graduation** | | NR | 0 | 0 | NR | 0 | 0 | Met | 75 | 15 |
| **4b. Academic Persistence** | | NR | 0 | 0 | 94 | 100 | 35 | 86 | 75 | 20 |
| **Overall Rating** | | **Overall Rating** | | | **Overall Rating** | | | **Overall Rating** | | |
| Scoring for Overall Rating<br>89 or higher: Exceeds Standard<br><89, but > or = to 63: Meets Standard<br><63, but > or = to 39: Does Not Meet Standard<br>Less than 39: Falls Far Below Standard | | NR | | 35 | 73.75 | | 100 | 53.75 | | 100 |

# Student Choice High School CTDS: 07-86-79-101 | Entity ID: 79022

General | Site Contact | Inspections | Grades | Governing Body | FY Data | Site Visits | Member Campuses | Amendments | Academic Performance

## Academic Performance

Edit this section.

### Student Choice High School

| | | 2012 Alternative High School (9 to 12) | | | 2013 Alternative High School (9 to 12) | | | 2014 Alternative High School (9 to 12) | | |
|---|---|---|---|---|---|---|---|---|---|---|
| **1. Growth** | | Measure | Points Assigned | Weight | Measure | Points Assigned | Weight | Measure | Points Assigned | Weight |
| 1a. SGP | Math | NR | 0 | 0 | NR | 0 | 0 | NR | 0 | 0 |
| | Reading | NR | 0 | 0 | NR | 0 | 0 | NR | 0 | 0 |
| 1b. Improvement | Math | 17 | 25 | 15 | 23.5 | 50 | 15 | 32.2 | 75 | 15 |
| | Reading | 14.5 | 25 | 15 | 65 | 100 | 15 | 26.7 | 25 | 15 |
| **2. Proficiency** | | Measure | Points Assigned | Weight | Measure | Points Assigned | Weight | Measure | Points Assigned | Weight |
| 2a. Percent Passing | Math | 12 / 19.6 | 50 | 15 | 20.8 / 19.3 | 75 | 10 | 20.6 / 20.3 | 75 | 15 |
| | Reading | 39 / 48.5 | 50 | 15 | 67.5 / 53.1 | 75 | 10 | 68.8 / 54.2 | 75 | 15 |
| 2b. Subgroup ELL | Math | NR | 0 | 0 | 33.3 / 21.1 | 75 | 10 | NR | 0 | 0 |
| | Reading | NR | 0 | 0 | NR | 0 | 0 | NR | 0 | 0 |
| 2b. Subgroup FRL | Math | NR | 0 | 0 | NR | 0 | 0 | NR | 0 | 0 |
| | Reading | NR | 0 | 0 | NR | 0 | 0 | NR | 0 | 0 |
| 2b. Subgroup SPED | Math | NR | 0 | 0 | NR | 0 | 0 | NR | 0 | 0 |
| | Reading | NR | 0 | 0 | NR | 0 | 0 | NR | 0 | 0 |
| **3. State Accountability** | | Measure | Points Assigned | Weight | Measure | Points Assigned | Weight | Measure | Points Assigned | Weight |
| 3a. State Accountability | | D-ALT | 25 | 5 | C-ALT | 50 | 5 | C-ALT | 50 | 5 |
| **4. Graduation** | | Measure | Points Assigned | Weight | Measure | Points Assigned | Weight | Measure | Points Assigned | Weight |
| 4a. Graduation | | Met | 75 | 15 | Met | 75 | 15 | Met | 75 | 15 |
| 4b. Academic Persistence | | 92 | 100 | 20 | 86 | 75 | 20 | 81 | 75 | 20 |
| **Overall Rating** | | Overall Rating | | | Overall Rating | | | Overall Rating | | |
| Scoring for Overall Rating<br>89 or higher: Exceeds Standard<br><89, but > or = to 63: Meets Standard<br><63, but > or = to 39: Does Not Meet Standard<br>Less than 39: Falls Far Below Standard | | 55 | | 100 | 73.75 | | 100 | 66.25 | | 100 |

# APPENDIX C

# DATA SUBMISSION SPREADSHEET

**Directions:**

1. Move to the "School" spreadsheet. Type in the number of students in each category (Exceeds Standard, Meets Standard, Approaches Standard, and Falls Far Below Standard) into the Baseline, Mid-Point/Semester, and Post-Test/End of Year cells for both Math and Reading (Cells D2-8, E2-8, F2-8, and G2-8).

2. Move to each of the subsequent sheets, and fill in the appropriate cells. Sheets are divided by subgroup, as well as by grade level.

3. Save the entire spreadsheet into the Data folder of your flash drive or CD, using the Heightened Monitoring Submission Instructions.

School Wide Math and Reading Proficiency

| | | | FFB | AS | MS | ES | Total | % Passing |
|---|---|---|---|---|---|---|---|---|
| 10/15/2016 | *Math - A+LS Placement Test* | **Baseline** | 29 | 18 | 31 | 1 | 79 | 41% |
| | *Math - A+LS Course pre Assessment* | **Baseline** | 28 | 14 | 4 | 0 | 46 | 9% |
| | *Math - Galileo Course pre test* | **Baseline** | 14 | 5 | 0 | 0 | 19 | 0% |
| 3/15/2016 | *Math- Galileo Course post test (CBAS)* | **Mid-Point/Semester** | 42 | 12 | 18 | 0 | 72 | 25% |
| | | **Post-Test/ End of Year** | | | | | 0 | #DIV/0! |
| | *Reading - A+LS Placement Test* | **Baseline** | 49 | 31 | 5 | 0 | 85 | 6% |
| | *Reading - A+LS Grade Level Course pre Assessment* | **Baseline** | 41 | 20 | 26 | 2 | 89 | 31% |
| | *Writing (ELA)- Galileo Grade Level District Assessment* | **Baseline** | 34 | 6 | 10 | 0 | 50 | 20% |
| | *Reading - Galileo Grade Level Course pre Assessment* | **Baseline** | 53 | 6 | 10 | 0 | 69 | 14% |
| 3/15/2016 | *Writing (ELA)- Galileo Grade Level District Assessment (CBAS)* | **Mid-Point/ Semester** | 38 | 13 | 16 | 2 | 69 | 26% |
| | | **Post-Test/ End of Year** | | | | | 0 | #DIV/0! |

| | |
|---|---|
| *Math % Passing Change-S1* | 25% |
| *Math % Passing Change-S2* | #DIV/0! |
| *Reading % Passing Change-S1* | 20% |
| *Reading % Passing Change-S2* | #DIV/0! |

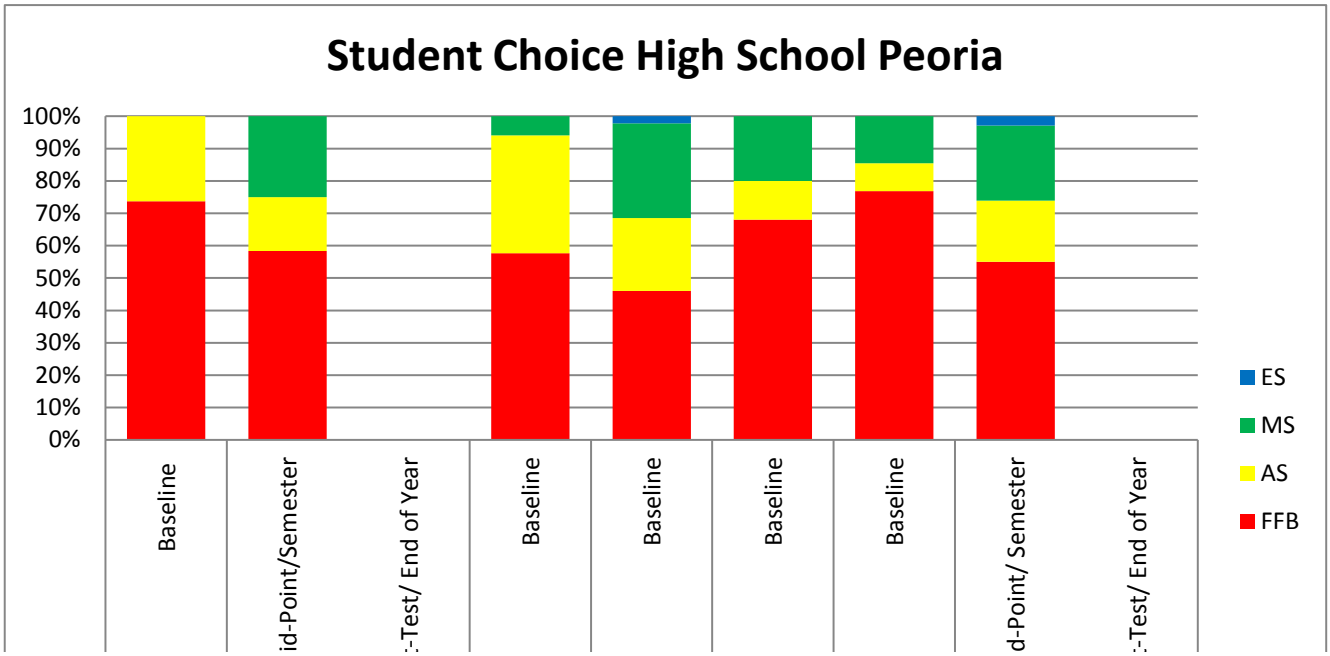

School Wide Math and Reading Proficiency

| | | | | | | | | | | | |
|---|---|---|---|---|---|---|---|---|---|---|---|
| | | Mi | Post | | | | | Mid | Post | | |
| Math - Galileo | Math - Galileo Course | Math - Galileo Course | Reading - Galileo | Reading - Galileo Course | Reading - Galileo Course | Reading - Galileo Course | Reading - Galileo Course | Reading - Galileo Course | Reading - Galileo Course | Reading - Galileo Course | District Assessment |
| | | 3/15/2016 | | | | | | 3/15/2016 | | | |

***NOTES: School data includes all subgroups (which include students with special needs including both IEPs and 504s)***

FRL Students' Math and Reading Proficiency

| | | | FFB | AS | MS | ES | Total | % Passing |
|---|---|---|---|---|---|---|---|---|
| FRL | *Math* | **Baseline** | | | | | 0 | #DIV/0! |
| | | **Mid-Point/ Semester** | | | | | 0 | #DIV/0! |
| | | **Post-Test/ End of Year** | | | | | 0 | #DIV/0! |
| | *Reading* | **Baseline** | | | | | 0 | #DIV/0! |
| | | **Mid-Point/ Semester** | | | | | 0 | #DIV/0! |
| | | **Post-Test/ End of Year** | | | | | 0 | #DIV/0! |
| | | *Math % Passing Change-S1* | #DIV/0! | | | | | |
| | | *Math % Passing Change-S2* | #DIV/0! | | | | | |
| | | *Reading % Passing Change-S1* | #DIV/0! | | | | | |
| | | *Reading % Passing Change-S2* | #DIV/0! | | | | | |




***Notes: Student Choice High School - Peoria does not participate due to 4 hours sessions w/ no lunch or breakfast served.***

ELL Students' Math and Reading Proficiency

| | | | FFB | AS | MS | ES | Total | % Passing |
|---|---|---|---|---|---|---|---|---|
| ELL | *Math* | **Baseline** | | | | | 0 | #DIV/0! |
| | | **Mid-Point/ Semester** | | | | | 0 | #DIV/0! |
| | | **Post-Test/ End of Year** | | | | | 0 | #DIV/0! |
| | *Reading* | **Baseline** | | | | | 0 | #DIV/0! |
| | | **Mid-Point/ Semester** | | | | | 0 | #DIV/0! |
| | | **Post-Test/ End of Year** | | | | | 0 | #DIV/0! |

| | |
|---|---|
| *Math % Passing Change-S1* | #DIV/0! |
| *Math % Passing Change-S2* | #DIV/0! |
| *Reading % Passing Change-S1* | #DIV/0! |
| *Reading % Passing Change-S2* | #DIV/0! |

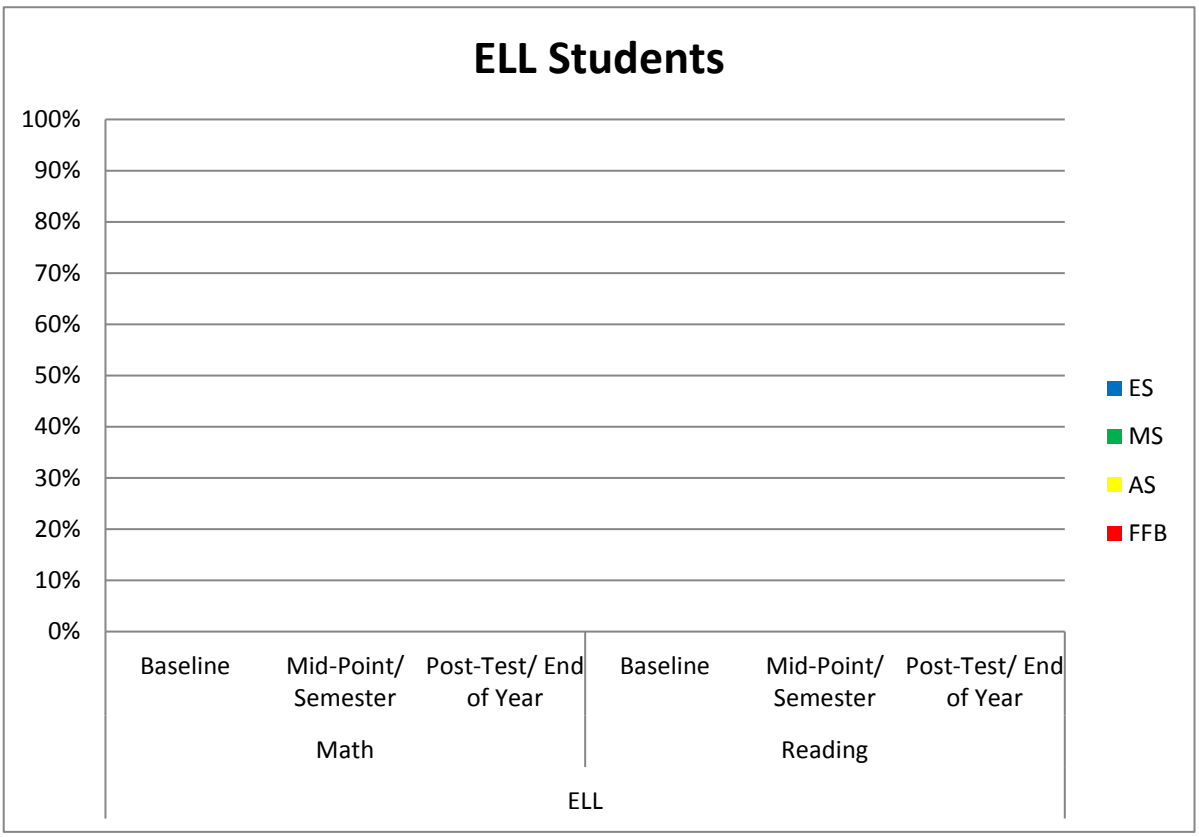


***Notes: 0 students are identified as ELL at the Peoria Campus***

Students with Disabilities' Math and Reading Proficiency

| Students with Disabilities | | | FFB | AS | MS | ES | Total | % Passing |
|---|---|---|---|---|---|---|---|---|
| 9/12/2015 | *Math - A+LS Placement Test* | **Baseline** | 13 | 3 | 3 | 0 | 19 | 16% |
| | *Math - A+LS Course pre Assessment* | **Baseline** | 7 | 1 | 4 | 0 | 12 | 33% |
| | *Math - Galileo Course pre test* | **Baseline** | 14 | 5 | 0 | 0 | 19 | 0% |
| 3/15/2016 | *Math- Galileo Course post test (CBAS)* | **Mid-Point/Semester** | 1 | 1 | 0 | 0 | 2 | 0% |
| | | **Post-Test/ End of Year** | | | | | 0 | #DIV/0! |
| | *Reading - A+LS Placement Test* | **Baseline** | 16 | 5 | 0 | 0 | 21 | 0% |
| | *Reading - A+LS Grade Level Course pre Assessment* | **Baseline** | 1 | 18 | 0 | 2 | 21 | 10% |
| | *Writing (ELA)- Galileo Grade Level District Assessment* | **Baseline** | 13 | 6 | 2 | 0 | 21 | 10% |
| | *Reading - Galileo Grade Level Course pre Assessment* | **Baseline** | 17 | 3 | 1 | 0 | 21 | 5% |
| 3/15/2016 | *Writing (ELA)- Galileo Grade Level District Assessment (CBAS)* | **Mid-Point/ Semester** | 12 | 3 | 4 | 0 | 19 | 21% |
| | | **Post-Test/ End of Year** | | | | | 0 | #DIV/0! |
| | | *Math % Passing Change-S2* | 0% | | | | | |
| | | *Reading % Passing Change-S1* | #DIV/0! | | | | | |
| | | *Reading % Passing Change-S2* | #DIV/0! | | | | | |

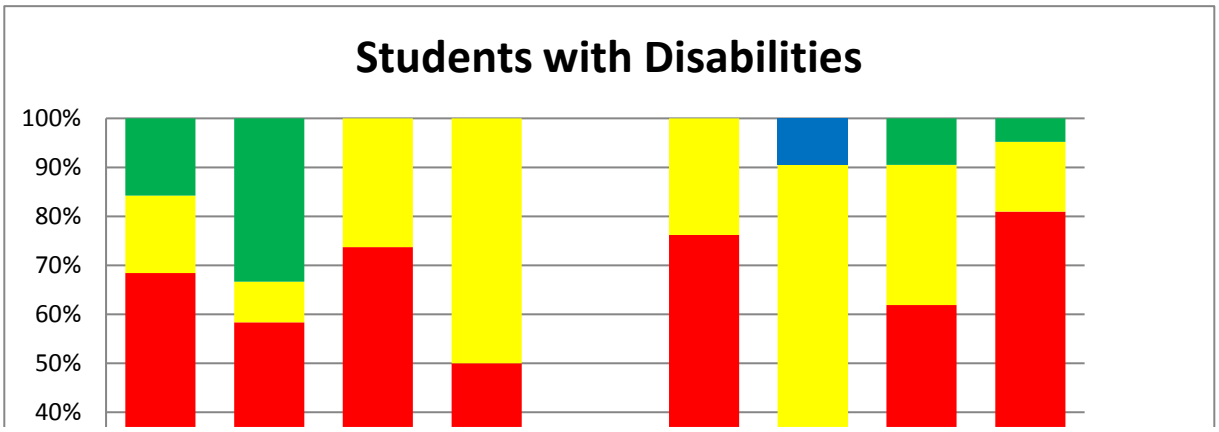

Students with Disabilities' Math and Reading Proficiency

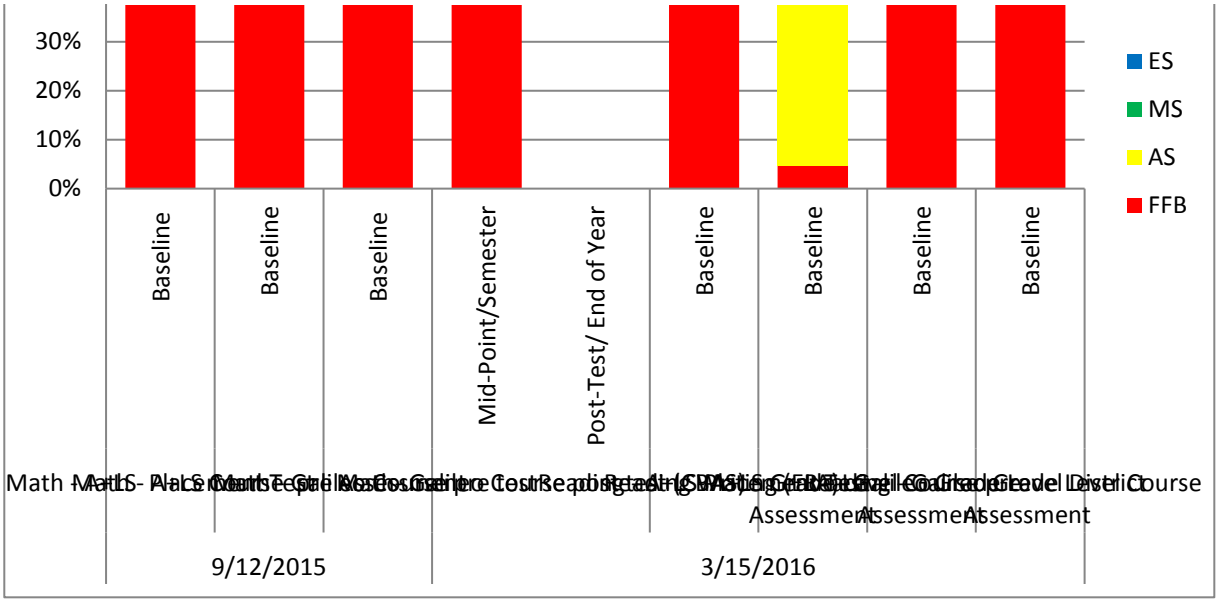
30%
20%
10%
0%
ES
MS
AS
FFB
Baseline
Baseline
Baseline
Mid-Point/Semester
Post-Test/ End of Year
Baseline
Baseline
Baseline
Baseline
Math
Math
Math
Math
Math
Math
Math
Math
Math
Course
Course
Course

| | | | FFB | AS | MS | ES | Total | % Passing |
|---|---|---|---|---|---|---|---|---|
| 11 | *Math - A+LS Placement Test* | **Baseline** | 1 | 1 | 0 | 0 | 2 | 0% |
| | *Math - A+LS Algebra IA Pre Test* | **Baseline** | 1 | 0 | 0 | 0 | 1 | 0% |
| | *Math - A+LS Algebra IB Pre Test* | **Baseline** | 0 | 0 | 0 | 0 | 0 | #DIV/0! |
| | *Math- A+LS Geometry A Pre Test* | **Baseline** | 0 | 0 | 0 | 0 | 0 | #DIV/0! |
| | *Math- A+LS Geometry B Pre Test* | **Baseline** | 0 | 0 | 0 | 0 | 0 | #DIV/0! |
| | *Math - A+LS Algebra IIA Pre Test* | **Baseline** | 0 | 0 | 0 | 0 | 0 | #DIV/0! |
| | *Math - A+LS Algebra IIB Pre Test* | **Baseline** | 0 | 0 | 0 | 0 | 0 | #DIV/0! |
| | *Math - Galileo Algebra IA Pre Test* | **Baseline** | 0 | 0 | 0 | 0 | 0 | #DIV/0! |
| | *Math - Galileo Algebra IB Pre Test* | **Baseline** | 0 | 0 | 0 | 0 | 0 | #DIV/0! |
| | *Math- Galileo Geometry A Pre Test* | **Baseline** | 0 | 0 | 0 | 0 | 0 | #DIV/0! |
| | *Math- Galileo Geometry B Pre Test* | **Baseline** | 0 | 0 | 0 | 0 | 0 | #DIV/0! |
| | *Math - Galileo Algebra IIA Pre Test* | **Baseline** | 0 | 0 | 0 | 0 | 0 | #DIV/0! |
| | *Math - Galileo Algebra IIB Pre Test* | **Baseline** | 0 | 0 | 0 | 0 | 0 | #DIV/0! |
| 3/15/2016 | *Math Galileo Post Test* | **Mid-Point/ Semester** | 0 | 3 | 0 | 0 | 3 | 0% |
| | | **Post-Test/ End of Year** | | | | | 0 | #DIV/0! |
| | *Reading - A+LS Placement Test* | **Baseline** | 1 | 1 | 0 | 0 | 2 | 0% |
| | *Reading - A+LS ELA 101 Pre Test* | **Baseline** | 1 | 0 | 1 | 0 | 2 | |
| | *Reading - A+LS ELA 102 Pre Test* | **Baseline** | | | | | 0 | |
| | *Writing (ELA)- Galileo Grade Level District Assessment* | **Baseline** | 1 | 1 | 0 | 0 | 2 | 0% |
| | *Reading - Galileo ELA 101 Pre Test* | **Baseline** | 1 | 0 | 0 | 0 | 1 | |
| | *Reading - Galileo ELA 102 Pre Test* | **Baseline** | 0 | 0 | 0 | 0 | 0 | |
| 3/15/2016 | *Reading - Galileo ELA Post Test* | **Mid-Point/ Semester** | 0 | 1 | 3 | 0 | 4 | 75% |

| | | | |
|---|---|---|---|
| **Post-Test/ End of Year** | | 0 | #DIV/0! |
| *Math % Passing Change-S1* | 0% | | |
| *Math % Passing Change-S2* | #DIV/0! | | |
| *Reading % Passing Change-S1* | 75% | | |
| *Reading % Passing Change-S2* | #DIV/0! | | |

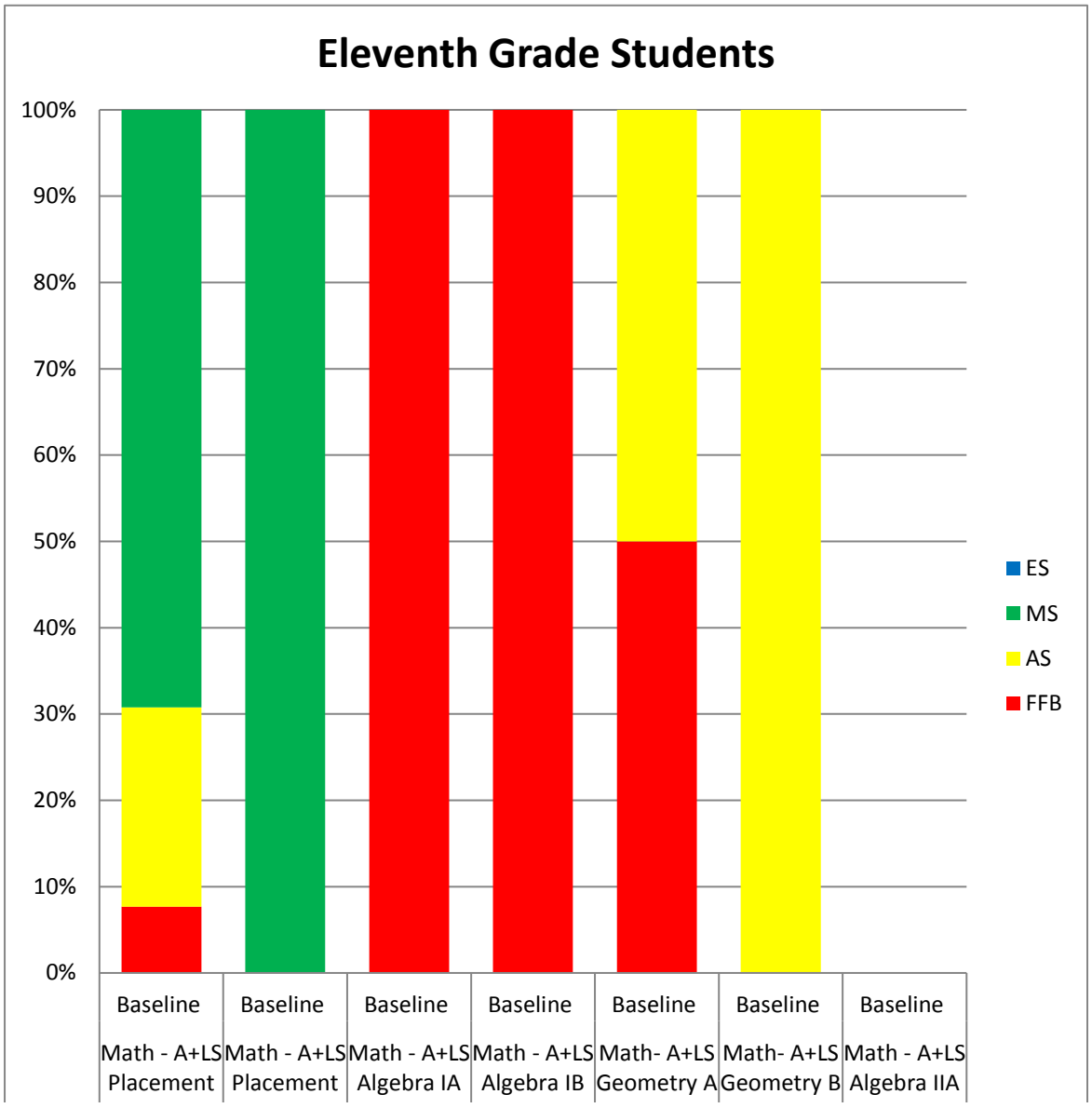

| | | | | | | | | |
|---|---|---|---|---|---|---|---|---|
| | Test | Test - SPED | Pre Test | Pre Test | Pre Test | Pre Test | Pre Test | |
| | | | | 11 | | | | |

*Note: There are 0 students identified with disabilites in the 9th grade*

| | | | FFB | AS | MS | ES | Total | % Passing |
|---|---|---|---|---|---|---|---|---|
| 11 | *Math - A+LS Placement Test* | **Baseline** | 2 | 1 | 2 | 0 | 5 | 40% |
| | *Math - A+LS Algebra IA Pre Test* | **Baseline** | 1 | 0 | 0 | 0 | 1 | 0% |
| | *Math - A+LS Algebra IB Pre Test* | **Baseline** | 2 | 0 | 0 | 0 | 2 | 0% |
| | *Math- A+LS Geometry A Pre Test* | **Baseline** | 0 | 0 | 0 | 0 | 0 | #DIV/0! |
| | *Math- A+LS Geometry B Pre Test* | **Baseline** | 0 | 0 | 0 | 0 | 0 | #DIV/0! |
| | *Math - A+LS Algebra IIA Pre Test* | **Baseline** | 0 | 0 | 0 | 0 | 0 | #DIV/0! |
| | *Math - A+LS Algebra IIB Pre Test* | **Baseline** | 0 | 0 | 0 | 0 | 0 | #DIV/0! |
| | *Math - Galileo Algebra IA Pre Test* | **Baseline** | 0 | 0 | 0 | 0 | 0 | #DIV/0! |
| | *Math - Galileo Algebra IB Pre Test* | **Baseline** | 2 | 0 | 0 | 0 | 2 | 0% |
| | *Math- Galileo Geometry A Pre Test* | **Baseline** | 0 | 0 | 0 | 0 | 0 | #DIV/0! |
| | *Math- Galileo Geometry B Pre Test* | **Baseline** | 0 | 0 | 0 | 0 | 0 | #DIV/0! |
| | *Math - Galileo Algebra IIA Pre Test* | **Baseline** | 0 | 0 | 0 | 0 | 0 | #DIV/0! |
| 3/15/2016 | *Math - Galileo Algebra IIB Pre Test* | **Baseline** | 7 | 1 | 1 | 0 | 9 | 11% |
| | | **Mid-Point/ Semester** | | | | | 0 | #DIV/0! |
| | | **Post-Test/ End of Year** | | | | | 0 | #DIV/0! |
| | *Reading - A+LS Placement Test* | **Baseline** | 4 | 1 | 0 | 0 | 5 | 0% |
| | *Reading - A+LS Placement Test- SPED* | **Baseline** | 1 | 1 | 0 | 0 | 2 | 0% |
| | *Reading - A+LS ELA 201 Pre Test* | **Baseline** | 2 | 2 | 0 | 0 | 4 | 0% |
| | *Reading - A+LS ELA 201 Pre Test - SPED* | **Baseline** | 1 | 0 | 0 | 0 | 1 | 0% |
| | *Reading - A+LS ELA 202 Pre Test* | **Baseline** | 0 | 1 | 0 | 0 | 1 | 0% |
| | *Writing (ELA)- Galileo Grade Level District Assessment* | **Baseline** | 3 | 1 | 0 | 0 | 4 | 0% |
| | *Writing (ELA)- Galileo Grade Level District Assessment - SPED* | **Baseline** | 1 | 0 | 0 | 0 | 1 | 0% |

| | | | | | | | | |
|---|---|---|---|---|---|---|---|---|
| | *Reading - Galileo ELA 201 Pre Test* | **Baseline** | 3 | 0 | 1 | 0 | 4 | 25% |
| | *Reading - Galileo ELA 202 Pre Test* | **Baseline** | 2 | 3 | 1 | 0 | 6 | 17% |
| 3/15/2016 | *Reading - Galileo ELA Post Test* | **Mid-Point/ Semester** | 5 | 2 | 3 | | 10 | 30% |
| | | **Post-Test/ End of Year** | | | | | 0 | #DIV/0! |

| | |
|---|---|
| *Math % Passing Change-S1* | ###### |
| *Math % Passing Change-S2* | ###### |
| *Reading % Passing Change-S1* | 30% |
| *Reading % Passing Change-S2* | ###### |

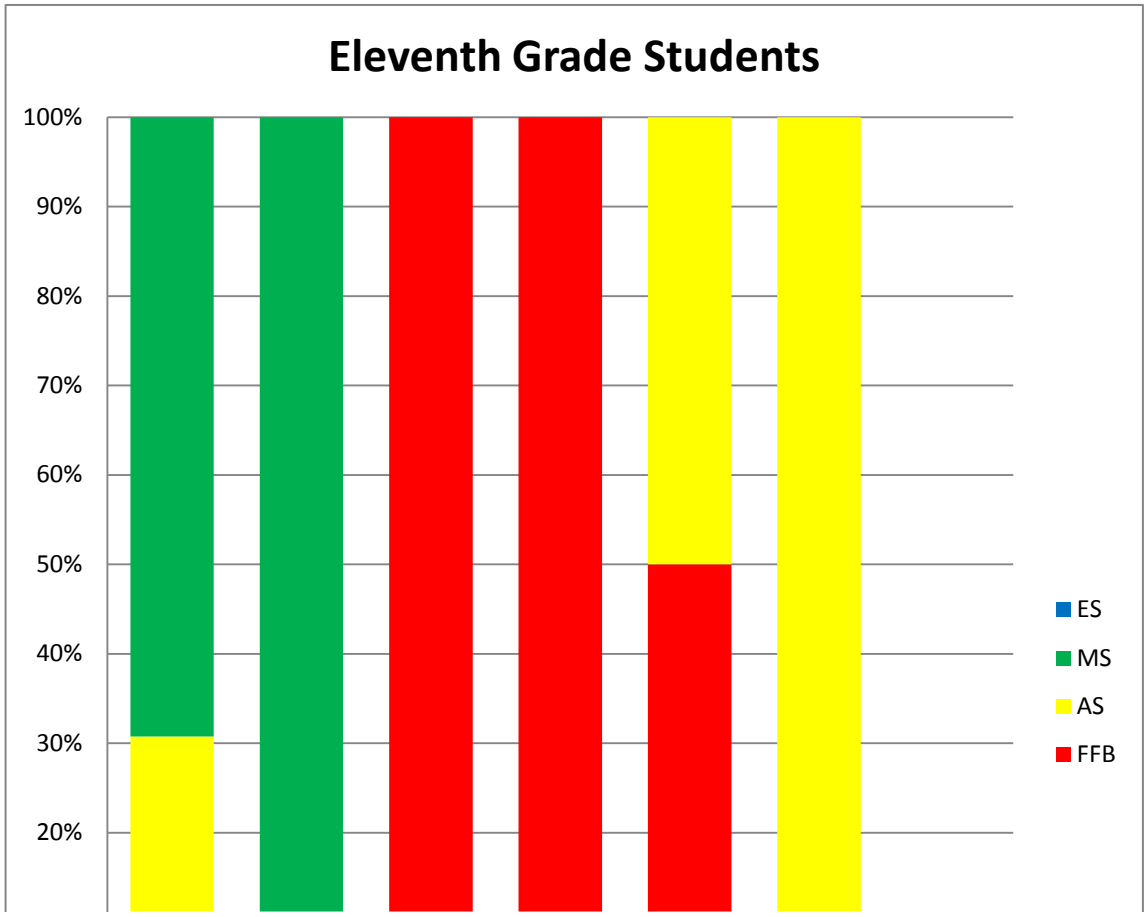




*Notes: Students idenditifed with disabilites are represented in the total number as well as identified specifically as highlighted above. There are students with disabilities enrolled in the above math courses.*

Eleventh Grade Students' Math and Reading Proficiency

| | | | FFB | AS | MS | ES | Total | % Passing |
|---|---|---|---|---|---|---|---|---|
| 11 | *Math - A+LS Placement Test* | **Baseline** | 1 | 3 | 9 | 0 | 13 | 69% |
| | *Math - A+LS Placement Test - SPED* | **Baseline** | 0 | 0 | 1 | 0 | 1 | 100% |
| | *Math - A+LS Algebra IA Pre Test* | **Baseline** | 2 | 0 | 0 | 0 | 2 | 0% |
| | *Math - A+LS Algebra IB Pre Test* | **Baseline** | 1 | 0 | 0 | 0 | 1 | 0% |
| | *Math- A+LS Geometry A Pre Test* | **Baseline** | 2 | 2 | 0 | 0 | 4 | 0% |
| | *Math- A+LS Geometry B Pre Test* | **Baseline** | 0 | 3 | 0 | 0 | 3 | 0% |
| | *Math - A+LS Algebra IIA Pre Test* | **Baseline** | 0 | 0 | 0 | 0 | 0 | #DIV/0! |
| | *Math - A+LS Algebra IIB Pre Test* | **Baseline** | 0 | 0 | 0 | 0 | 0 | #DIV/0! |
| | *Math - Galileo Algebra IA Pre Test* | **Baseline** | 1 | 0 | 0 | 0 | 1 | 0% |
| | *Math - Galileo Algebra IB Pre Test* | **Baseline** | 0 | 0 | 0 | 0 | 0 | #DIV/0! |
| | *Math- Galileo Geometry A Pre Test* | **Baseline** | 4 | 0 | 0 | 0 | 4 | 0% |
| | *Math- Galileo Geometry B Pre Test* | **Baseline** | 0 | 0 | 0 | 0 | 0 | #DIV/0! |
| | *Math - Galileo Algebra IIA Pre Test* | **Baseline** | 3 | 0 | 0 | 0 | 3 | 0% |
| | *Math - Galileo Algebra IIB Pre Test* | **Baseline** | 0 | 0 | 0 | 0 | 0 | #DIV/0! |
| 3/15/2016 | *Math - Galileo Algebra IIB Pre Test* | **Mid-Point/ Semester** | 8 | 2 | | | 10 | 0% |
| | | **Post-Test/ End of Year** | | | | | 0 | #DIV/0! |
| | *Reading - A+LS Placement Test* | **Baseline** | 11 | 0 | 2 | 0 | 13 | 15% |
| | *Reading - A+LS Placement Test- SPED* | **Baseline** | 3 | 0 | 0 | 0 | 3 | 0% |
| | *Reading - A+LS ELA Course Pre Test* | **Baseline** | 8 | 8 | 5 | 0 | 21 | 24% |
| | *Reading - A+LS ELA Course Pre Test- SPED* | **Baseline** | 1 | 1 | 0 | 0 | 2 | 0% |
| | *Writing (ELA)- Galileo Grade Level District Assessment* | **Baseline** | 9 | 0 | 3 | 0 | 12 | 25% |
| | *Writing (ELA)- Galileo Grade Level District Assessment- SPED* | **Baseline** | 2 | 0 | 0 | 0 | 2 | 0% |

Eleventh Grade Students' Math and Reading Proficiency

| | | | | | | | | |
|---|---|---|---|---|---|---|---|---|
| | *Reading - Galileo Course Pre Test* | **Baseline** | 6 | 3 | 2 | 0 | 11 | 18% |
| 3/15/2016 | *Reading - Galileo ELA Post Test* | **Mid-Point/ Semester** | 5 | 5 | 5 | | 15 | 33% |
| | | **Post-Test/ End of Year** | | | | | 0 | #DIV/0! |
| | | | | | | | 0 | |
| | | *Math % Passing Change-S1* | -69% | | | | | |
| | | *Math % Passing Change-S2* | ###### | | | | | |
| | | *Reading % Passing Change-S1* | 18% | | | | | |
| | | *Reading % Passing Change-S2* | ###### | | | | | |

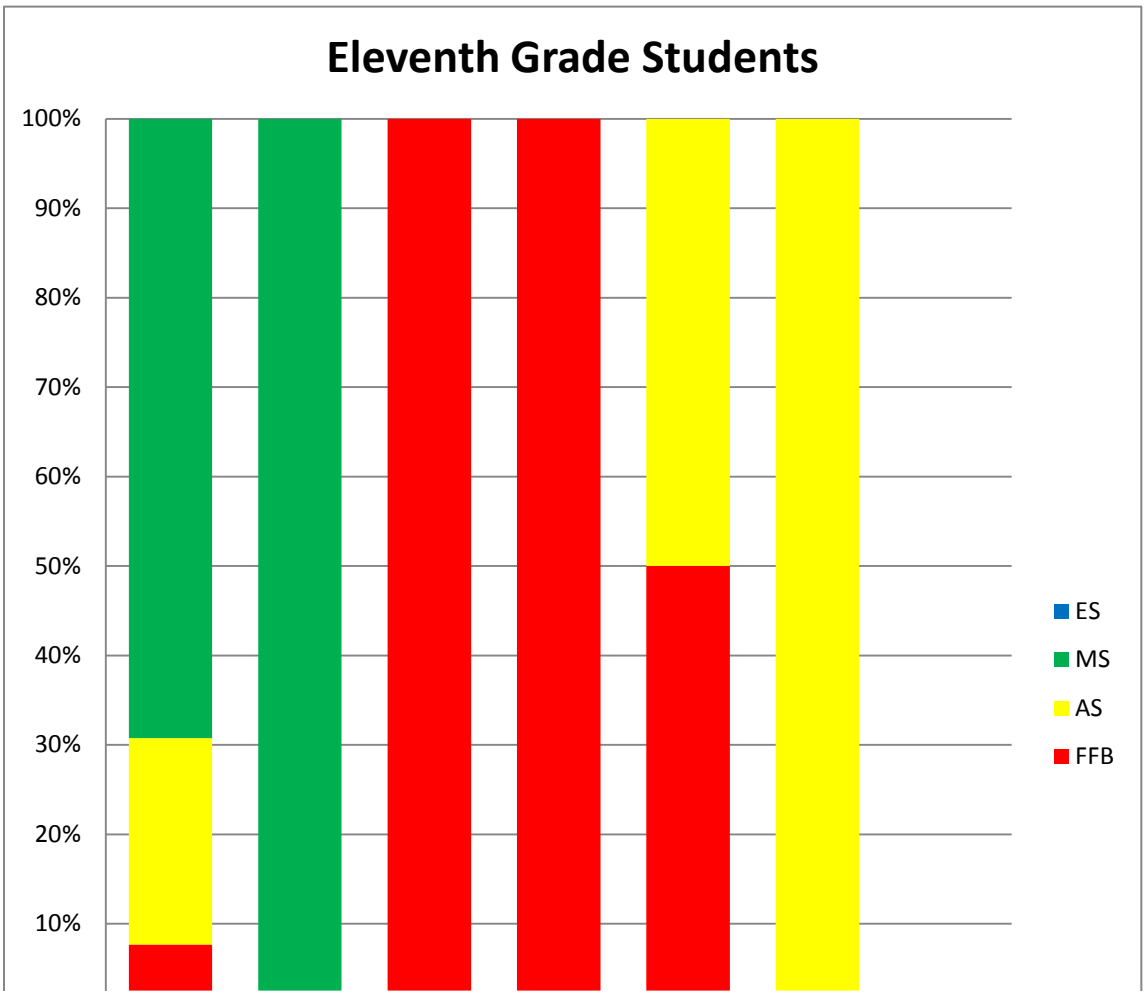

Eleventh Grade Students' Math and Reading Proficiency




*Notes: Notes: Students idenditifed with disabilites are represented in the total number as well as identified specifically as highlighted above. There are students with disabilities enrolled in the above math courses.*

Twelfth Grade Students' Math and Reading Proficiency

| | | | FFB | AS | MS | ES | Total | % Passing |
|---|---|---|---|---|---|---|---|---|
| 12 | *Math - A+LS Placement Test* | **Baseline** | 24 | 14 | 20 | 1 | 59 | 36% |
| | *Math - A+LS Algebra IA Pre Test* | **Baseline** | 12 | 2 | 1 | 0 | 15 | 7% |
| | *Math - A+LS Placement Test - SPED* | **Baseline** | 5 | 1 | 0 | 0 | 0 | #DIV/0! |
| | *Math - A+LS Algebra IB Pre Test* | **Baseline** | 2 | 0 | 0 | 0 | 0 | #DIV/0! |
| | *Math - A+LS Algebra IA Pre Test - SPED* | **Baseline** | 1 | 0 | 0 | 0 | 0 | #DIV/0! |
| | *Math- A+LS Geometry A Pre Test* | **Baseline** | 9 | 2 | 1 | 0 | 0 | #DIV/0! |
| | *Math- A+LS Geometry A Pre Test- SPED* | **Baseline** | 3 | 1 | 0 | 0 | 0 | #DIV/0! |
| | *Math- A+LS Geometry B Pre Test* | **Baseline** | 3 | 1 | 0 | 0 | 0 | #DIV/0! |
| | *Math - A+LS Algebra IIA Pre Test* | **Baseline** | 2 | 3 | 2 | 0 | 0 | #DIV/0! |
| | *Math - A+LS Algebra IIA Pre Test- SPED* | **Baseline** | 1 | 0 | 1 | 0 | 0 | #DIV/0! |
| | *Math - A+LS Algebra IIB Pre Test* | **Baseline** | 2 | 0 | 0 | 0 | 0 | #DIV/0! |
| | *Math - Galileo Algebra IA Pre Test* | **Baseline** | 6 | 0 | 0 | 0 | 0 | #DIV/0! |
| | *Math - Galileo Algebra IA Pre Test - SPED* | **Baseline** | 1 | 0 | 0 | 0 | 0 | #DIV/0! |
| | *Math - Galileo Algebra IB Pre Test* | **Baseline** | 2 | 0 | 0 | 0 | 0 | #DIV/0! |
| | *Math- Galileo Geometry A Pre Test* | **Baseline** | 7 | 1 | 0 | 0 | 0 | #DIV/0! |
| | *Math- Galileo Geometry A Pre Test - SPED* | **Baseline** | 2 | 0 | 0 | 0 | 0 | #DIV/0! |
| | *Math- Galileo Geometry B Pre Test* | **Baseline** | 2 | 1 | 1 | 0 | 0 | #DIV/0! |
| | *Math - Galileo Algebra IIA Pre Test* | **Baseline** | 3 | 1 | 1 | 0 | 0 | #DIV/0! |
| | *Math - Galileo Algebra IIA Pre Test - SPED* | **Baseline** | 1 | 0 | 0 | 0 | 0 | #DIV/0! |
| | *Math - Galileo Algebra IIB Pre Test* | **Baseline** | 2 | 1 | 0 | 0 | 0 | #DIV/0! |
| 3/15/2016 | *Math - Galileo Post Test* | **Mid-Point/ Semester** | 20 | 5 | 3 | | 28 | 11% |

Twelfth Grade Students' Math and Reading Proficiency

| | | | | | | | | |
|---|---|---|---|---|---|---|---|---|
| | | **Post-Test/ End of Year** | | | | | 0 | #DIV/0! |
| | *Reading - A+LS Placement Test* | **Baseline** | 38 | 27 | 5 | 1 | 71 | 8% |
| | *Reading - A+LS Placement Test- SPED* | **Baseline** | 10 | 7 | 0 | 0 | 17 | 0% |
| | *Reading - A+LS ELA Course Pre Test* | **Baseline** | 8 | 8 | 5 | 0 | 21 | 24% |
| | *Reading - A+LS ELA Course Pre Test- SPED* | **Baseline** | 1 | 1 | 0 | 0 | 2 | 0% |
| | *Writing (ELA)- Galileo Grade Level District Assessment* | **Baseline** | 24 | 4 | 8 | 1 | 37 | 24% |
| | *Writing (ELA)- Galileo Grade Level District Assessment- SPED* | **Baseline** | 9 | 2 | 1 | 0 | 12 | 8% |
| | *Reading - Galileo Course Pre Test* | **Baseline** | 46 | 3 | 10 | 1 | 60 | 18% |
| | *Reading - Galileo Course Pre Test SPED* | **Baseline** | 6 | 3 | 2 | 0 | 11 | 18% |
| 3/15/2016 | *Reading - Galileo ELA Post Test* | **Mid-Point/ Semester** | 31 | 5 | 7 | 1 | 44 | 18% |
| | | **Post-Test/ End of Year** | | | | | 0 | #DIV/0! |

| | |
|---|---|
| *Math % Passing Change-S1* | -25% |
| *Math % Passing Change-S2* | #DIV/0! |
| *Reading % Passing Change-S1* | 10% |
| *Reading % Passing Change-S2* | #DIV/0! |

Twelfth Grade Students' Math and Reading Proficiency

*Notes: Students idenditifed with disabilites are represented in the total number as well as identified specifically as highlighted above*

# APPENDIX D

# DATA INVENTORY

# Data Inventory

Charter Holder Name: GAR, LLC
School Name: Student Choice High School
Evaluation Date: June 6, 2016

Required for: Expansion - Enrollment Cap
Evaluation Criteria Area: Data

| Document Name/Identification | Intended Purpose and Discussion Outcome | |
|---|---|---|
| **[D.1]** | **Charter Holder indicated the intended purpose of the document was to demonstrate:** improved academic performance in Student Median Growth Percentile (SGP) - Math<br><br>**The documents provided demonstrate evidence of improved academic performance in Student Median Growth Percentile (SGP) – Math.**<br><br>Student Growth and Achievement Reports generated from the Galileo assessment system show that in FY 2015, 40% of students (17 out of 43) demonstrated expected growth. In FY 2016, this improved to 78% of students (7 out of 9). The Charter Holder has shown an improvement of 38 percentage points in this measure.<br><br>**Final Evaluation:** | |
| | ☒ Data presented serve as evidence of improved academic performance, and thus is evaluated as sufficient. | ☐ Data presented does not serve as evidence of improved academic performance, and thus is evaluated as insufficient. |
| **[D.2]** | **Charter Holder indicated the intended purpose of the document was to demonstrate:** improved academic performance in Student Median Growth Percentile (SGP) - Reading<br><br>**The documents provided DO NOT demonstrate evidence of improved academic performance in Student Median Growth Percentile (SGP) – Reading.**<br><br>Student Growth and Achievement Reports generated from the Galileo assessment system show that in FY 2015, 55% of students (29 out of 53) demonstrated expected growth. In FY 2016, this decreased to 54% of students (15 out of 28). The Charter Holder has shown a decline of 1 percentage point in this measure.<br><br>**Final Evaluation:** | |
| | ☐Data presented serve as evidence of improved academic performance, and thus is evaluated as sufficient. | ☒ Data presented does not serve as evidence of improved academic performance, and thus is evaluated as insufficient. |

| | | |
|---|---|---|
| **[D.5]** | **Charter Holder indicated the intended purpose of the document was to demonstrate:** improved academic performance in Percent Passing – Math<br><br>**The documents provided DO NOT demonstrate evidence of improved academic performance in Percent Passing – Math.**<br><br>Student Growth and Achievement Reports generated from the Galileo assessment system show that in FY 2015, 67% of students (29 out of 43) were above the proficiency cut score. In FY 2016, this decreased to 0% of students (0 out of 9). The Charter Holder has shown a decline of 67 percentage points in this measure.<br><br>**Final Evaluation:** | |
| | ☐ Data presented serve as evidence of improved academic performance, and thus is evaluated as sufficient. | ☒ Data presented does not serve as evidence of improved academic performance, and thus is evaluated as insufficient. |
| **[D.6]** | **Charter Holder indicated the intended purpose of the document was to demonstrate:** improved academic performance in Percent Passing – Reading<br><br>**The documents provided DO NOT demonstrate evidence of improved academic performance in Percent Passing – Reading.**<br><br>Student Growth and Achievement Reports generated from the Galileo assessment system show that in FY 2015, 85% of students (45 out of 53) were above the proficiency cut score. In FY 2016, this decreased to 4% of students (1 out of 28). The Charter Holder has shown a decline of 81 percentage points in this measure.<br><br>**Final Evaluation:** | |
| | ☐ Data presented serve as evidence of improved academic performance, and thus is evaluated as sufficient. | ☒ Data presented does not serve as evidence of improved academic performance, and thus is evaluated as insufficient. |
| **[D.7]** | **Charter Holder indicated the intended purpose of the document was to demonstrate:** improved academic performance in Percent Passing Subgroup, ELL – Math<br><br>Not Applicable- The Charter Holder does not serve any ELL students. | |
| **[D.8]** | **Charter Holder indicated the intended purpose of the document was to demonstrate:** improved academic performance in Percent Passing Subgroup, ELL – Reading<br><br>Not Applicable- The Charter Holder does not serve any ELL students. | |

| | | |
|---|---|---|
| **[D.9]** | **Charter Holder indicated the intended purpose of the document was to demonstrate:** improved academic performance in Percent Passing Subgroup, FRL – Math<br><br>Not Applicable | |
| **[D.10]** | **Charter Holder indicated the intended purpose of the document was to demonstrate:** improved academic performance in Percent Passing Subgroup, FRL – Reading<br><br>Not Applicable | |
| **[D.11]** | **Charter Holder indicated the intended purpose of the document was to demonstrate:** improved academic performance in Percent Passing Subgroup, Students with disabilities – Math<br><br>Student Growth and Achievement Reports generated from the Galileo assessment system show that in FY 2015, 50% of students with disabilities (3 out of 6) were above the proficiency cut score. In FY 2016, this decreased to 0% of students (0 out of 1). The Charter Holder has shown a decline of 50 percentage points in this measure.<br><br>**Final Evaluation:** | |
| | ☐ Data presented serve as evidence of improved academic performance, and thus is evaluated as sufficient. | ☒ Data presented does not serve as evidence of improved academic performance, and thus is evaluated as insufficient. |
| **[D.12]** | **Charter Holder indicated the intended purpose of the document was to demonstrate:** improved academic performance in Percent Passing Subgroup, Students with disabilities – Reading<br><br>Student Growth and Achievement Reports generated from the Galileo assessment system show that in FY 2015, 67% of students with disabilities (4 out of 6) were above the proficiency cut score. In FY 2016, this decreased to 0% of students (0 out of 4). The Charter Holder has shown a decline of 67 percentage points in this measure.<br><br>**Final Evaluation:** | |
| | ☐ Data presented serve as evidence of improved academic performance, and thus is evaluated as sufficient. | ☒ Data presented does not serve as evidence of improved academic performance, and thus is evaluated as insufficient. |

| | | |
|---|---|---|
| **[D.13]** | **Charter Holder indicated the intended purpose of the document was to demonstrate:** improved performance in High School Graduation Rate<br><br>**The documents provided DO NOT demonstrate evidence of improved performance in High School Graduation Rate.**<br><br>According to ADE Connect Graduation Rate Summary Reports, data for FY 2015 indicates that for the four-year cohort, the graduation rate was 54% for Cohort 14. This number declined to 51% for Cohort 15, demonstrating a year-over-year decline of 3 percentage points. Data does indicate that for the five-year cohort, the graduation rate was 60% for Cohort 13, and 61% for Cohort 14, which does demonstrate an improvement of 1 percentage point with five year graduates.<br><br>**Final Evaluation:** | |
| | ☐ Data presented serve as evidence of improved academic performance, and thus is evaluated as sufficient. | ☒ Data presented does not serve as evidence of improved academic performance, and thus is evaluated as insufficient. |
| **[D.14]**<br><br>Not Applicable | **Charter Holder indicated the intended purpose of the document was to demonstrate:** improved performance in Academic Persistence<br><br>Not Applicable- The Charter Holder met on the Dashboard for two consecutive years in this measure. | |

# APPENDIX E

# FINAL EVALUATION—DATA

# DEMONSTRATION OF SUFFICENT PROGRESS

# DATA EVALUATION

## CHARTER INFORMATION

| | | | |
|---|---|---|---|
| Charter Holder Name | **GAR, LLC** | Schools | **Student Choice High School (90737)** |
| Charter Holder Entity ID | **78997** | Dashboard Year | FY14 |
| Submission Date | **June 1, 2016** | Purpose of Data Submission | **Expansion Request** |
| Evaluation Date | **June 6, 2016** | Additional Steps Required | None |

## AREA I: DATA

| Assessment Measure | Data Required | Comparative Data Provided | Data Shows Improvement |
|---|---|---|---|
| 1a. Student Median Growth Percentile (SGP) – Math | Yes | Yes | Yes |
| 1a. Student Median Growth Percentile (SGP) – Reading | Yes | Yes | No |
| 2a. Percent Passing – Math | Yes | Yes | No |
| 2a. Percent Passing – Reading | Yes | Yes | No |
| 2b/c. Subgroup, ELL – Math | Not applicable | Not applicable | Not applicable |
| 2b/c. Subgroup, ELL – Reading | Not applicable | Not applicable | Not applicable |
| 2b/c. Subgroup, FRL – Math | Not applicable | Not applicable | Not applicable |
| 2b/c. Subgroup, FRL – Reading | Not applicable | Not applicable | Not applicable |
| 2b/c. Subgroup, students with disabilities – Math | Yes | Yes | No |
| 2b/c. Subgroup, students with disabilities – Reading | Yes | Yes | No |
| 4a. High School Graduation Rate | Yes | Yes | No |
| 4b. Academic Persistence | No | Not applicable | Not applicable |

| DATA OVERALL RATING |
| --- |
| ☐ **MEETS –** The Charter Holder has, for each required measure, provided data and analysis generated from valid and reliable assessment sources that demonstrates comparative improvement year-over-year for at least the two most recent school years. |
| ☐ **DOES NOT MEET –** The Charter Holder has, for each required measure, provided data and analysis generated from valid and reliable assessment sources that demonstrates comparative improvement year-over-year for at least the two most recent school years for some required measures and maintained performance for others. |
| ☒ **FALLS FAR BELOW –** The Charter Holder failed to provide data and analysis generated from valid and reliable assessment sources AND/OR sufficient comparative data and analysis for one or more required measures and/or has provided data that demonstrates comparatively declining academic performance year-over-year for the two most recent school years for one or more of the required measures. |