

AGENDA ITEM EXECUTIVE SUMMARY: New School with Enrollment Cap Amendment Request

Request

Academy of Mathematics and Science South, Inc. (“Charter Holder”) submitted an expansion amendment request to add a new school to the existing charter contract and an expansion request to increase the enrollment cap from 1900 to 4048, beginning in FY 2020.

The change made by this request is administrative in nature, and has been filed concurrently with a second request for a new school. The two schools and the increase in enrollment cap have already been approved by the Board under a different charter contract (Math and Science Success Academy, Inc. “MASSA”), which is held by the same operator. However, due to a clarification of statute and ADE policy, the schools could not operate on the MASSA charter with calendars of 200 days, as intended. In order to continue operation of the schools as planned in the approved amendments, the operator is moving the two schools from the MASSA charter contract to this Charter Holder. A concurrent request has been filed on the MASSA charter to close the schools, which will remove them from that charter holder.

See Appendix A: Amendment Request Materials and Support Materials.

Three Year Plan

	FY 2020	FY 2021	FY 2022	FY 2023
Grade Levels (Proposed School)	K–8	K–8	K–8	K–8
Enrollment (Proposed School)	1173	1173	1173	1173
Enrollment (Charter Holder)	4048	4048	4048	4048

Profile

The Charter Holder was granted a new charter in 2011.

Governance

Corporate Board Members	School Governing Body Members	Type
Olga Boytsova	Robert Avalos	Community
Tatyana Chayka	Catherine Borinstein	Community
Nicolas Cuevas-Gomez	Kim Chayka	School Staff
Dmitry Kashtelyan	Tatyana Chayka	Charter Organization
	Steven Garbade	Community
	Holly Marcus	Community

School Profiles

School Name	Academy of Math and Science Flower			Academy of Math and Science Desert Sky		
Date Open	July 2013			August 2018		
Location	Phoenix			Phoenix		
Grades Served	K-8			K-8		
FY 2018 Letter Grade	B			N/A		
	FY 16	FY 17	FY 18	FY 16	FY 17	FY 18
ELA AzMERIT (41% ⁺)	29%	32%	32%	N/A	N/A	N/A
Math AzMERIT (41% ⁺)	26%	26%	39%	N/A	N/A	N/A
Science AIMS (52% ⁺)	38%	53%	55%	N/A	N/A	N/A

⁺FY 18 State Average Passing

^{*}If the percentage of students is 0% or 100%, or the group includes less than 10 students, the percentage for that group is redacted.

Schools Associated with Academy of Math and Science Flower and Academy of Math and Science Desert Sky

Schools operated by the same charter operator but under different charter contracts									
Charter Holder Name	Academy of Mathematics and Science, Inc. (Entity ID 92768)			Academy of Mathematics and Science, Inc. (Entity ID 79961)			Math and Science Success Academy, Inc.		
School Name	Academy of Mathematics and Science Camelback			Academy of Math and Science Prince			Math and Science Success Academy		
FY 2018 Letter Grade	C			A			A		
	FY 16	FY 17	FY 18	FY 16	FY 17	FY 18			
ELA AzMERIT (41%+)	33%	29%	30%	62%	58%	63%	47%	50%	47%
Math AzMERIT (41%+)	27%	34%	31%	71%	67%	76%	50%	49%	51%
Science AIMS (52%+)	37%	33%	32%	93%	82%	84%	64%	71%	73%

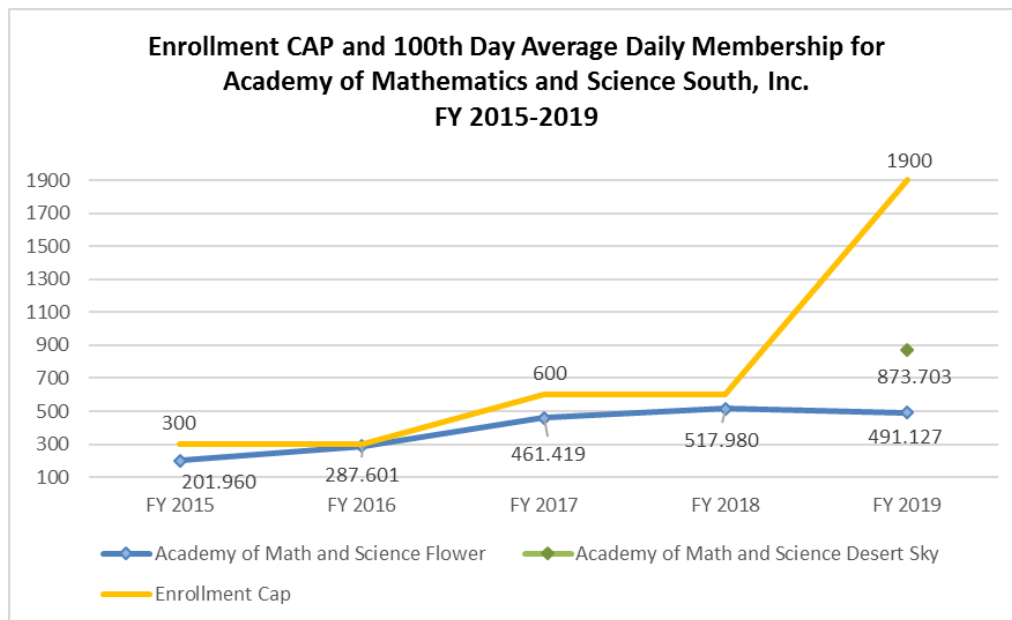
Schools operated by the same charter operator but under different charter contracts									
Charter Holder Name	Math and Science Success Academy, Inc.			Academy of Mathematics and Science, Inc. (Entity ID 79961)			Academy of Mathematics and Science, Inc. (Entity ID 79961)		
School Name	Academy of Math and Science Heroes Park*			Academy of Math and Science Baseline**			Academy of Math and Science Buckeye**		
FY 2018 Letter Grade	N/A			N/A			N/A		
	FY 16	FY 17	FY 18	FY 16	FY 17	FY 18			
ELA AzMERIT (41%+)	N/A	N/A	N/A	N/A	N/A	N/A	N/A	N/A	N/A
Math AzMERIT (41%+)	N/A	N/A	N/A	N/A	N/A	N/A	N/A	N/A	N/A
Science AIMS (52%+)	N/A	N/A	N/A	N/A	N/A	N/A	N/A	N/A	N/A

* Approved May 13, 2019. Opening FY 2021.

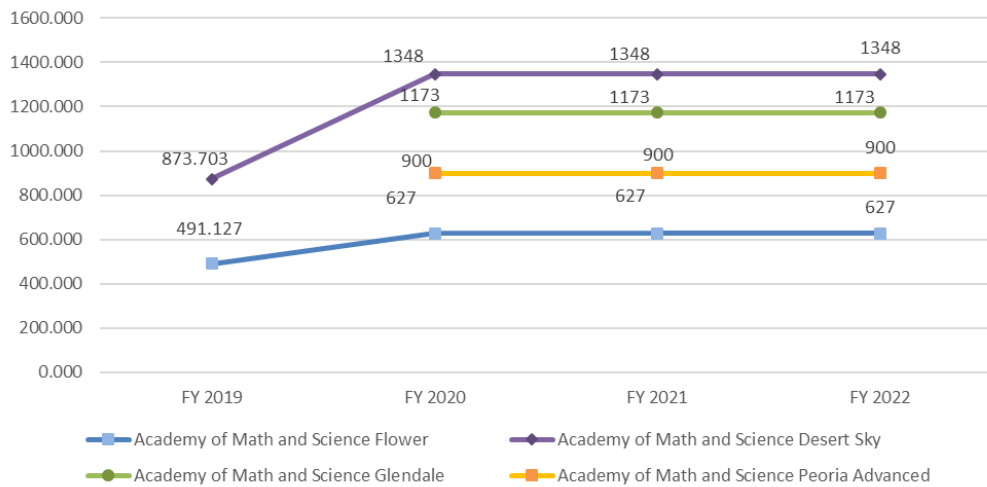
** Approved April 8, 2019. Opening FY 2021.

Enrollment and Demographic Data

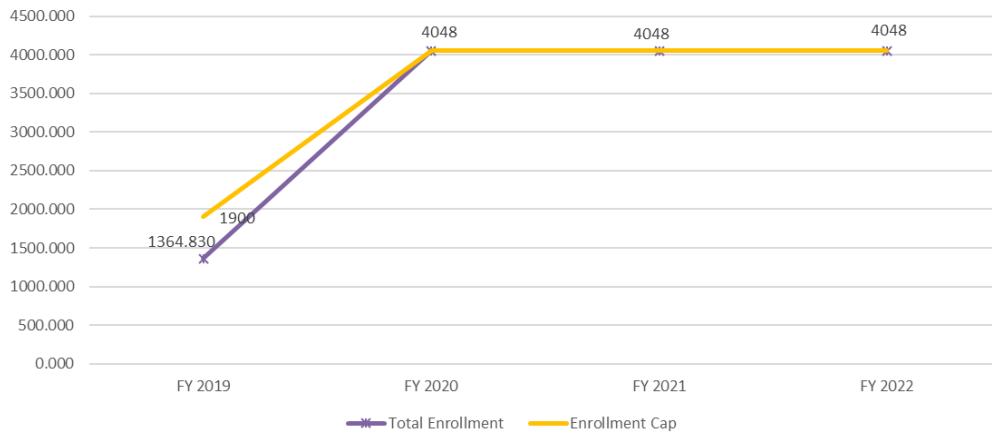
100th Day Average Daily Membership for FY 2015–FY 2019 ADM.



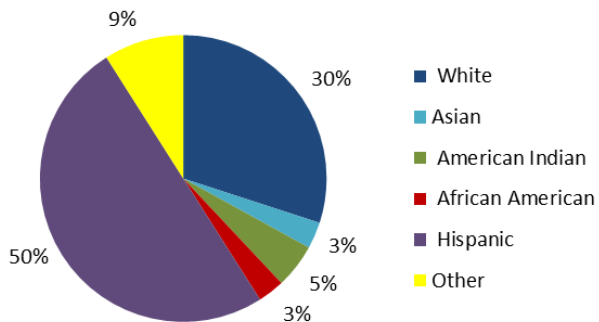
**Enrollment and Projected Counts for the schools operated by Academy of Mathematics and Science South, Inc.
FY 2019–2022**



**Enrollment CAP and Projected Enrollment for Academy of Mathematics and Science South, Inc.
FY 2019-2022**



**Academy of Math and Science Flower
2017-2018 Demographic Breakdown**



2017-2018 Subgroup Data

Free and Reduced Lunch	74%
English Language Learners	3%
Special Education	5%