

AGENDA ITEM EXECUTIVE SUMMARY: Enrollment Cap Amendment Request

Request

Mary Ellen Halvorson Educational Foundation (“Charter Holder”) submitted an expansion request to increase its enrollment cap from 275 to 300, beginning in FY 2020. This enrollment cap accounts for three years of projected student enrollment.

See Appendix A: Amendment Request Materials and Support Materials.

The Charter Holder was approved for an enrollment cap increase from 225 to 275, and a grade level increase from 9-12 to 5-12, at the February 11, 2019 Board meeting. Contractually, these increases went into effect on July 1, 2019 for implementation in FY 2020.

The current request is being made to accommodate a higher than anticipated interest in Tri-City College Prep’s new middle school program. According to the Charter Holder, “On March 21, 2019, the addition of a middle school to Tri-City College Prep was announced in the local newspaper. Currently we have 93 applications. It is evident that Tri-City College Prep did not anticipate the interest in Brain Age delivery of curriculum and the confidence that this community places in Tri-City College Prep.” The staffing plan includes the hiring of two full time teachers for the additional middle school students in FY 2020. There will also be an increase in special education and paraprofessional staff. These new staff members will receive “inservice training in Brain Age and integrated grade level instruction.”

Three Year Plan

	FY 2019	FY 2020	FY 2021	FY 2022
Grade Levels	9-12	5-12	5-12	5-12
Enrollment	218	300	300	300

Staff Recommendation

The Charter Holder has met the criteria to receive a staff recommendation for expansion.

Staff Recommendation Criteria	Analysis
In operation for three years.	The Charter Holder has been in operation for 20 years.
“Meets Operational Performance Expectations” based on the dashboards for the most recent two prior years and the current year.	The Charter Holder “Meets” the Board’s Operational Performance Expectations.
“Meets the Board’s Financial Performance Expectations” based on the most recent dashboard.	The Charter Holder “Meets” the Board’s Financial Performance Expectations.
If the new grades requested do not have prior grade level cohorts, ADM is within 85% of current enrollment cap.	According to ADE School Finance, the Charter Holder had a 100 th day ADM of 217.015 in FY 2019. The Charter Holder was operating at 96% of its enrollment cap of 225 in FY 2019.
Each school operated by the Charter Holder: Performs at or above the average performance of a majority of schools within a five-mile radius of the school’s location.	Tri-City College Prep High School performs at or above the average performance of a majority of schools within a five-mile radius in ELA and Math. Information regarding nearby schools is provided on page 2.

Past enrollment trends indicate the charter will exceed its enrollment cap within the next three years.

The 100th day ADM in FY 2017 was 224.086, in FY 2018 was 219.775, and in FY 2019 was 217.015. With the addition of grades 5-8 for FY 2020 the Charter Holder would exceed its enrollment cap within three years.

Profile

The Charter Holder was granted a renewal charter in 2013.

Governance

Corporate Board Members	School Governing Body Members	Type
Mary Ellen Halvorson	Robert Ayers	Unknown
Matthew Halvorson	Julie Bradshaw	Community Member
Thomas Halvorson	Karen Norris	Community Member
Rebecca Hreha	Mitch Padilla	Community Member
Christine Terauchi	Art Seagel	Unknown

School Profile

School Name	Tri-City College Prep High School		
Date Open	July 1999		
Location	Prescott		
Grades Served	9-12		
FY 2018 Letter Grade	A		
	FY 16	FY 17	FY 18
ELA AzMERIT (41% ⁺)	74%	65%	68%
Math AzMERIT (41% ⁺)	72%	66%	68%
Science AIMS (52% ⁺)	67%	74%	*

⁺FY 18 State Average Passing

*If the percentage of students is 0% or 100%, or the group includes less than 10 students, the percentage for that group is redacted.

Additional School Choices Serving Grades 5-12 within 5 Miles of Tri-City College Prep High School

Total Schools	FY 18 Letter Grade	Total Charter Schools	FY 18 State Assessment Data Greater than State Average			Subgroups within (±5%) of Charter Holder's Subgroup Data		
			ELA (>41%)	Math (>41%)	Science (>52%)	FRL (±5%)	ELL (±5%)	SPED (±5%)
2	A	2	2	2	2	*	*	*
3	B	1	1	1	1	*	*	*
2	C	0	1	1	2	*	*	*

*Because the percentage of FRL, ELL, AND SPED students is not available for the Charter Holder, comparison to nearby schools is not possible.

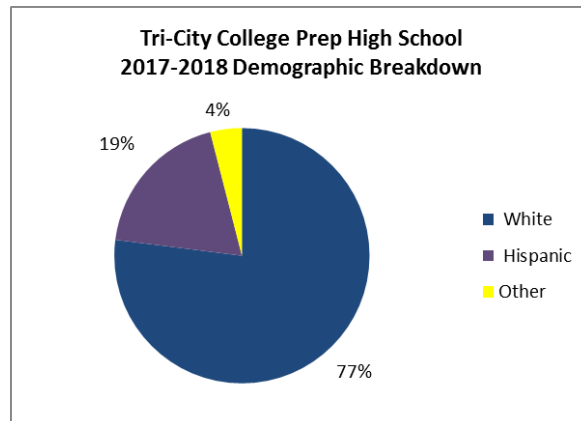
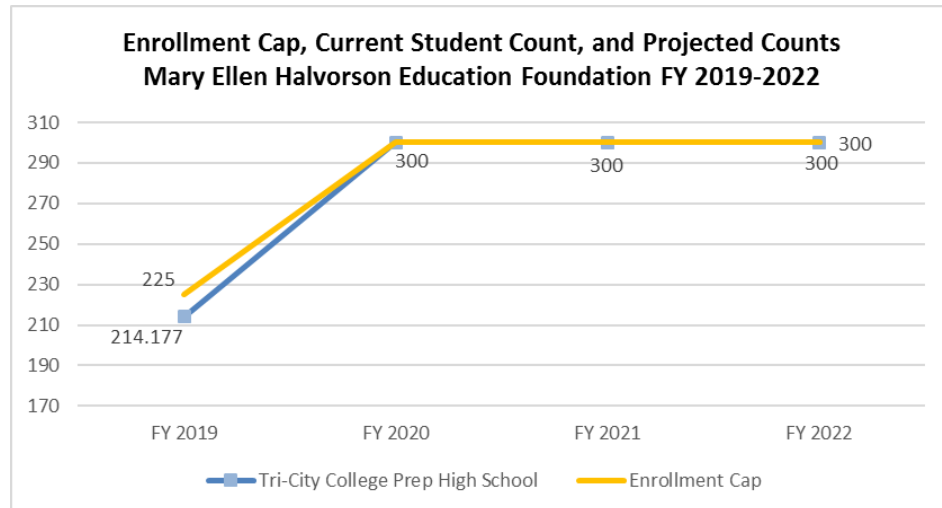
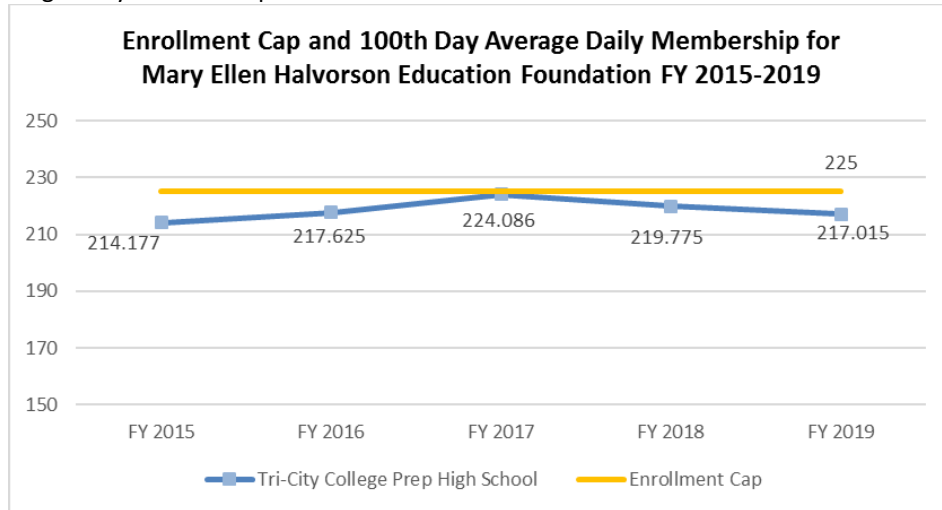
Comparison of Nearby Schools to Tri-City College Prep High School

Total Schools	FY 18 Letter Grade	Total Charter Schools	FY 18 State Assessment Data Greater than Tri-City College Prep High School		
			AzMERIT ELA (>68%)	AzMERIT Math (>68%)	AIMS Science (*%)
2	A	2	1	1	N/A
1	B	0	0	0	N/A
Total Number of Schools Performing Better than Tri-City College Prep High School (Percentage of Total)					
3		2 (66%)	1 (33%)	1 (33%)	N/A

⁺FY 18 State Average Passing

*If the percentage of students is 0% or 100%, or the group includes less than 10 students, the percentage for that group is redacted.

Enrollment and Demographic Data
 100th Day Average Daily Membership for FY 2015–FY 2019 ADM.



No data was available for the percentage of students served by the Charter Holder in FY 2017–2018 who are classified as students eligible for Free or Reduced-Price Lunch, English Language Learners, and Special Education.

