

## AGENDA ITEM EXECUTIVE SUMMARY: Enrollment Cap Amendment Request

### Request

Southwest Leadership Academy (“Charter Holder”) submitted an expansion request to increase its enrollment cap from 400 to 500, beginning in FY 2019. This enrollment cap accounts for 3 years of projected student enrollment. This request has been submitted concurrently with a request to add a new school to the charter contract.

*See Appendix A: Amendment Request Materials and Support Materials.*

The Charter Holder is requesting an increased enrollment cap to accommodate a second location and meet the demand for their alternative education program. In FY 2019, the Charter Holder intends to add a day care provider on campus to serve students with young children. The Charter Holder believes this opportunity will increase demand for enrollment. The Staffing Plan includes adding three new teachers at the current location in FY 2019 to accommodate the additional students. Once the cap of 500 is reached, “staffing will include an entire new unit of core teachers including a language arts teacher, mathematics teacher, science teacher and social studies teacher”. The alternative high school program offers career and technical options including barbering and cosmetology, and will be adding culinary arts, commercial computer applications and Woz University coursework for coding and drone development and repair.

### Three Year Plan

	FY 2018	FY 2019	FY 2020	FY 2021
<b>Grade Levels</b>	9-12	9-12	9-12	9-12
<b>Enrollment</b>	387	500	500	500

### Staff Recommendation

The Charter Holder has not met the criteria to receive a staff recommendation for expansion.

Staff Recommendation Criteria	Analysis
<b>In operation for three years.</b>	The Charter Holder has been in operation for 5 years.
<b>“Meets the Board’s Operational Performance Expectations” based on the dashboards for the most recent two prior years and the current year.</b>	The Charter Holder received an Overall Rating of “Meets” the Board’s Operational Performance Expectations.
<b>“Meets the Board’s Financial Performance Expectations” based on the most recent dashboard.</b>	The Charter Holder “Meets” the Financial Performance Expectations.
<b>Past enrollment trends indicate the charter will exceed its enrollment cap within the next three years.</b>	Enrollment in FY2016 was 363.153, in FY 2017 was 318.595, and in FY 2018 is 332.766. Based on this trend, the Charter Holder is not expected to exceed its enrollment cap within the next three years.  Information regarding enrollment trends is provided on page 3.
<b>ADM is within 85% of current enrollment cap.</b>	According to ADE School Finance, the Charter Holder currently has an ADM of 332.766 students. The current enrollment cap is 400 and the Charter Holder is within 83% of its current enrollment cap.
<b>Each school operated by the charter holder: Performs at or above the average performance of a majority of schools within a five-mile radius of the school’s location</b>	Because the Charter Holder does not have FY 2017 data on file for ELA and Math, it cannot be determined if the Charter Holder outperforms alternative schools at the current location.  Southwest Leadership Academy does not offer a unique program of instruction. According to searches on the ADE website and ASBCS

<b>OR</b> <b>Offers a unique program of instruction within a five-mile radius from the school's location.</b>	Online, there are 12 alternative schools within a five-mile radius of the school's current location.  Information regarding nearby schools is provided on pages 2 and 3.
--	--

## Profile

The Charter Holder was granted a new charter in 2013.

### Governance

Corporate Board Members
Jennifer Diaz
Michael Gantt
Brian Heath
Mark Hendershot
Terry Hines
Ruben Olivas

### School Profile

School Name	Southwest Leadership Academy		
Date Open	August 2013		
Location	Phoenix		
Grades Served	9 - 12		
FY 17 Letter Grade	N/A		
	FY 15	FY 16	FY 17
ELA AzMERIT (13% <sup>+</sup> )	*	<2%	N/A
Math AzMERIT (10% <sup>+</sup> )	4%	<2%	*
Science AIMS	*	N/A	10%

*\*FY 17 State Average Passing for Alternative Schools*

*\*If the percentage of students is 0% or 100%, or the group includes less than 10 students, the percentage for that group is redacted.*

### Additional Alternative School Choices Serving Grades 9 – 12 within 5 Miles of Southwest Leadership Academy

Total Schools	FY 14 Letter Grade	Total Charter Schools	FY 17 State Assessment Data Greater than State Average		Subgroups within (±5%) of Charter Holder's Subgroup Data		
			ELA (>10%)	Math (>13%)	FRL (±5%)	ELL (±5%)	SPED (±5%)
4	<b>B-ALT</b>	3	0	0	0	*	*
4	<b>C-ALT</b>	4	0	0	0	*	*
1	<b>D**</b>	1	0	0	0	*	*
1	<b>F</b>	1	1	0	0	*	*
2	<b>N/A</b>	0	0	0	0	*	*

*\*Because the percentage of ELL AND SPED students is not available for the Charter Holder, comparison to nearby schools is not possible.*

*\*\*This school was not classified as alternative in FY 2014, but has since been approved for Alternative status.*



### Comparison of Nearby Alternative Schools to Southwest Leadership Academy

Total Schools	FY 14 Letter Grade	Total Charter Schools	FY 17 State Assessment Data Greater than Southwest Leadership Academy		
			AzMERIT ELA (N/A+)	AzMERIT Math (*)	AIMS Science (>10%)
4	<b>B-ALT</b>	3	N/A	*	0
4	<b>C-ALT</b>	4	N/A	*	0
1	<b>D**</b>	1	N/A	*	0
1	<b>F</b>	1	N/A	*	1
2	<b>N/A</b>	0	N/A	*	0
<b>Total Number of Schools</b>			<b>Total Number of Schools Performing Better Than Southwest Leadership Academy (Percentage of Total)</b>		
12		9 (75%)	N/A	*	1 (8%)

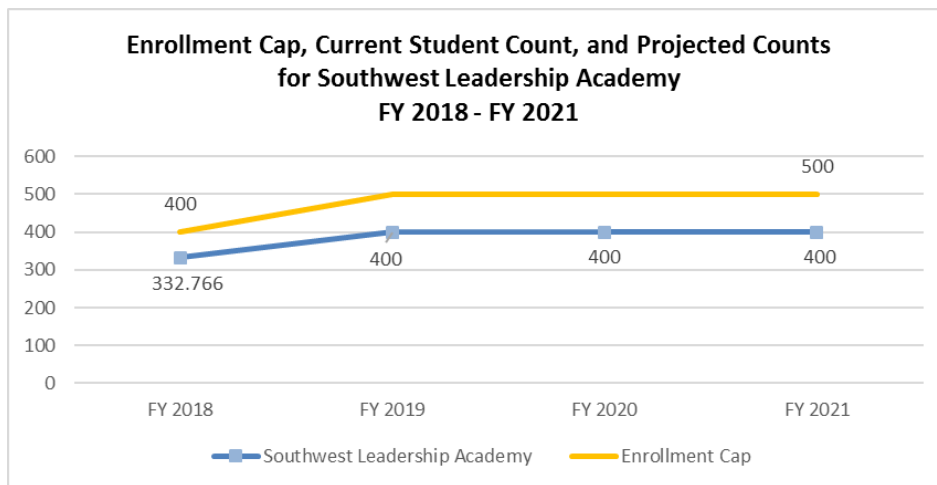
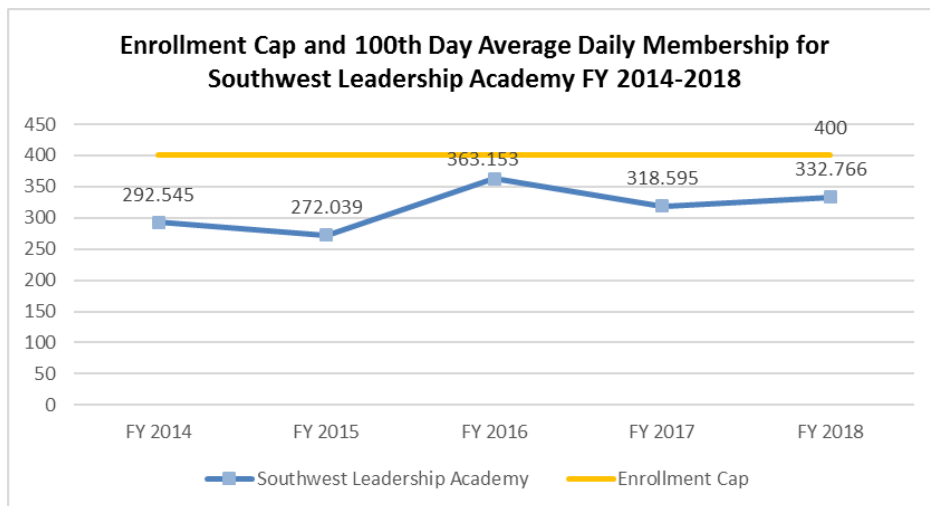
\*Because the percent passing for Math is not available for the Charter Holder, comparison to nearby schools is not possible.

\*\*This school was not classified as alternative in FY 2014, but has since been approved for Alternative status.

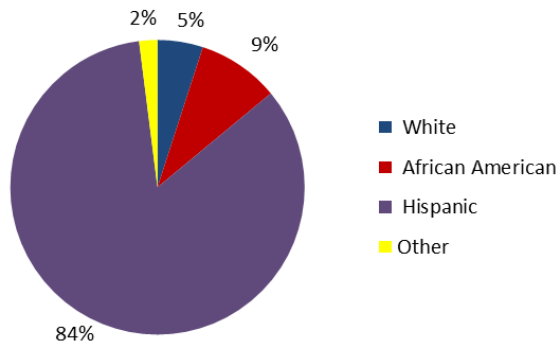
\*Southwest Leadership Academy did not have any test records for ELA in FY 2017.

### Enrollment and Demographic Data

100th Day Average Daily Membership for FY 2014–FY 2018.



**Southwest Leadership Academy  
2016-2017 Demographic Breakdown**



**2016-2017 Subgroup Data**

Free and Reduced Lunch	36%
English Language Learners	*
Special Education	*

*\*If the percentage of students is 0% or 100%, or the group includes less than 10 students, the percentage for that group is redacted*

