

AGENDA ITEM EXECUTIVE SUMMARY: New School with Enrollment Cap Amendment Request
Request

EAGLE College Prep Maryvale, LLC. (“Charter Holder”) submitted an expansion amendment request to add a new school to the existing charter contract and an expansion request to increase the enrollment cap from 450 to 650, beginning in FY 2021. This expansion request accounts for three years of projected student enrollment.

See Appendix A: Amendment Request Materials and Support Materials.

The Charter Holder has requested to add a second school to the charter contract in order to offer its “proven academic model and character formation effort” to the neighboring community of Glendale, where “an opportunity exists for a higher standard of education in the area.” The educational program “intentionally integrates with character formation to enable students to realize their identity and intrinsically-driven purpose, align performance, and to exercise freedom to choose lives as serving-leaders.” EAGLE Glendale will require four new teachers, one specialty staff teacher, a part-time special education teacher, and two educational assistants (paraprofessionals). They intend to serve a population that is at least 40% racially/ethnically diverse and also qualifies for federal lunch program support. The Charter Holder plans to meet its enrollment target of 180 students in three years through a direct mail campaign, school hosted events, website marketing and social media.

Three Year Plan

	FY 2020	FY 2021	FY 2022	FY 2023
Grade Levels	K-8	K-8	K-8	K-8
Enrollment (Proposed School)	N/A	120	150	180
Enrollment (Charter Holder)	382	570	600	630

Staff Recommendation

The Charter Holder has not met the criteria to receive a staff recommendation for expansion.

Staff Recommendation Criteria	Analysis
In operation for three years.	The Charter Holder has been in operation for four years.
“Meets the Board’s Operational Performance Expectations” based on the dashboards for the most recent two prior years and the current year.	The Charter Holder “Meets” the Board’s Operational Performance Expectations.
“Meets the Board’s Financial Performance Expectations” based on the most recent dashboard.	The Charter Holder “Meets” the Board’s Financial Performance Expectations.
Each school operated by the Charter Holder: Performs at or above the average performance of a majority of schools within a five-mile radius of the school’s current location. AND Performs at or above the average performance of a majority of schools within a five-mile radius of the proposed school’s location.	EAGLE College Prep Maryvale does not perform at or above the average performance of nearby schools in ELA. EAGLE College Prep Maryvale does perform at or above the average performance of nearby schools in Math. AND At the proposed school’s location, EAGLE College Prep Maryvale does not perform at or above the average performance of nearby schools in ELA and Math. Information regarding nearby schools is provided on page 3.



Past enrollment trends indicate the charter will exceed its enrollment cap within the next three years.	ADM in FY2018 was 313.616, in FY 2019 was 354.048, and in FY 2020 was 383.873 (as of October 10, 2019). The enrollment trends indicate that the charter will exceed its enrollment cap of 450 in the next three years.
ADM is within 85% of current enrollment cap.	According to ADE School Finance, the Charter Holder currently has an ADM of 383.873. The Charter Holder is currently operating at 85% of its current enrollment cap of 450.

Profile

The Charter Holder was granted a new charter in 2013.

Governance

Corporate Board Members
Matthew Fryberger
Rick Holbeck
Susan Rojas
Mathew Thompson

School Profile

School Name	EAGLE College Prep Maryvale		
Date Open	August 2014		
Location	Phoenix		
Grades Served	K-8		
FY 19 Letter Grade	B		
	FY 17	FY 18	FY 19
ELA AzMERIT (42% ⁺)	31%	32%	27%
Math AzMERIT (42% ⁺)	45%	38%	37%
Science AIMS (52% ⁺)	47%	53%	42%

⁺FY 19 State Average Passing

Targeted School Improvement

EAGLE College Prep Maryvale was identified for Targeted School Improvement in FY 2018 for the subgroup Students with Disabilities.

FY 18 Targeted School Improvement Data-Students with Disabilities					
EAGLE College Prep Maryvale					
Subgroup Number of Students Tested-Math	Subgroup % Passing-Math	Total Number of Students Tested-Math	Subgroup Number of Students Tested-ELA	Subgroup % Passing-ELA	Total Number of Students Tested-ELA
26	4	181	26	4	180

Additional School Choices Serving Grades K-8 within 5 Miles of EAGLE College Prep Maryvale

Total Schools	FY 19 Letter Grade	Total Charter Schools	FY 19 State Assessment Data Greater than State Average			Subgroups within (±5%) of Charter Holder's Subgroup Data		
			ELA (>42%)	Math (>42%)	Science (>52%)	FRL (±5%)	ELL (±5%)	SPED (±5%)
8	A	3	5	6	6	1	0	7
29	B	6	3	5	8	5	3	25
45	C	9	0	3	1	16	11	37
12	D	1	0	0	0	4	5	10
3	F	0	0	0	0	1	2	3

Comparison of Nearby Schools to EAGLE College Prep Maryvale

Total Schools	FY 19 Letter Grade	Total Charter Schools	FY 19 State Assessment Data Greater than EAGLE College Prep Maryvale		
			AzMERIT ELA (27%)	AzMERIT Math (37%)	AIMS Science (42%)
8	A	3	8	7	7
29	B	6	25	13	22
45	C	9	17	5	11
12	D	1	1	0	1
3	F	0	0	0	0
Total Number of Schools Performing Better than EAGLE College Prep Maryvale (Percentage of Total)					
97		19 (20%)	51 (53%)	25 (26%)	41 (42%)

Academic Performance of Schools Nearby EAGLE College Prep Glendale (Proposed Location)

Total Schools	FY 19 Letter Grade	Total Charter Schools	FY 19 State Assessment Data		
			AzMERIT ELA (>27%)	AzMERIT Math (>37%)	AIMS Science (<42%)
17	A	3	17	17	14
34	B	4	32	23	29
29	C	4	18	5	15
2	D	2	1	0	1
Total Number of Schools (Percentage of Total)					
82		13 (16%)	68 (83%)	45 (55%)	59 (72%)

Schools Associated with EAGLE College Prep Maryvale

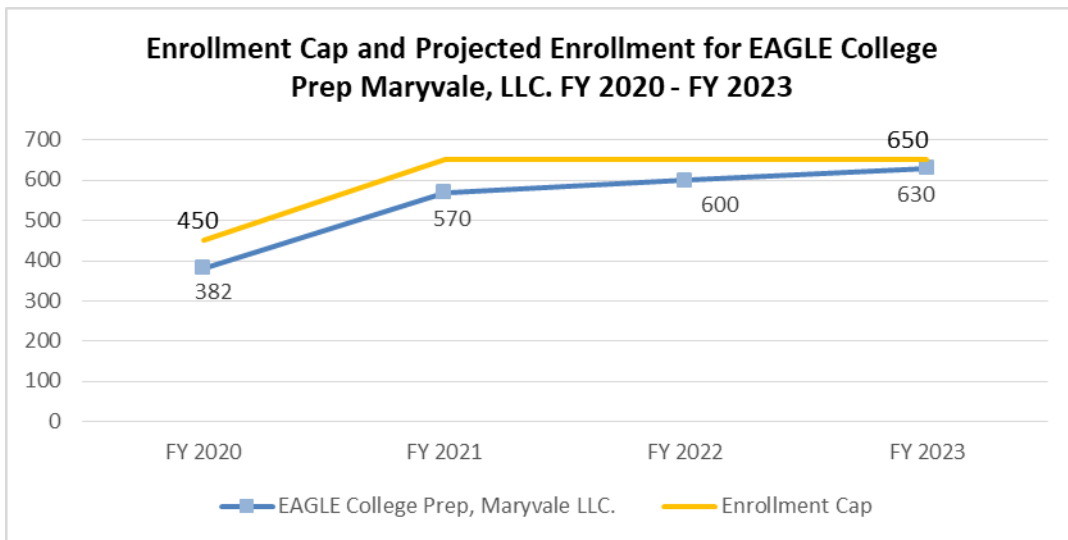
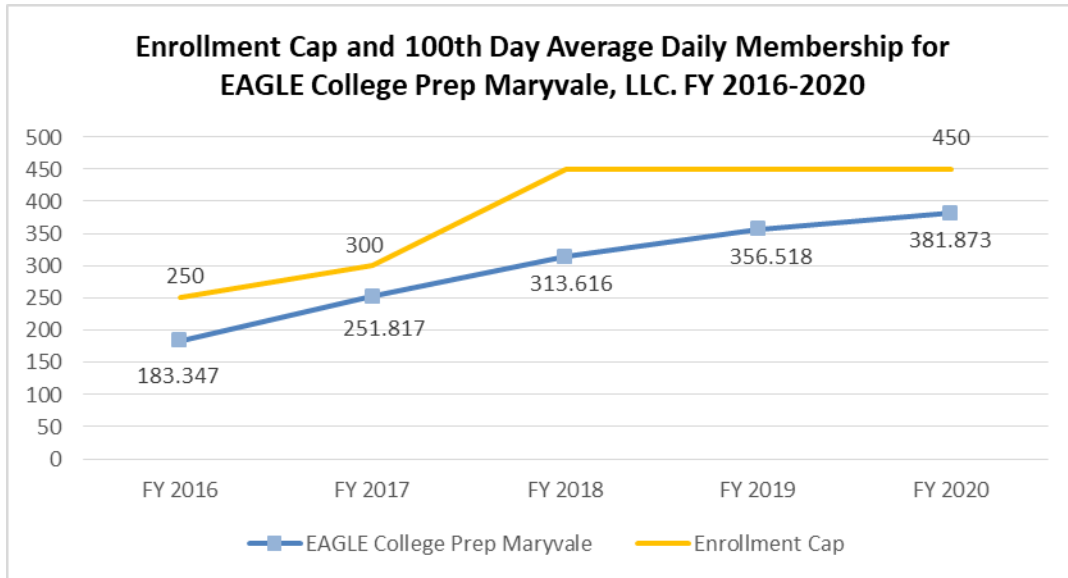
Schools operated by the same charter holder but under different charter contracts									
Charter Holder Name	EAGLE College Prep Harmony, LLC.			EAGLE College Prep Mesa, LLC.			EAGLE South Mountain Charter, Inc.		
School Name	EAGLE College Prep Phoenix South			EAGLE College Prep Mesa			EAGLE College Prep South Mountain		
FY 2019 Letter Grade	C			C			C		
	FY 17	FY 18	FY 19	FY17	FY18	FY19	FY17	FY18	FY19
ELA AzMERIT (42%+)	26%	28%	28%	23%	16%	33%	46%	49%	39%
Math AzMERIT (42%+)	25%	28%	28%	46%	36%	45%	36%	43%	39%
Science AIMS (52%+)	34%	35%	47%	29%	43%	44%	65%	56%	44%

+FY 19 State Average Passing

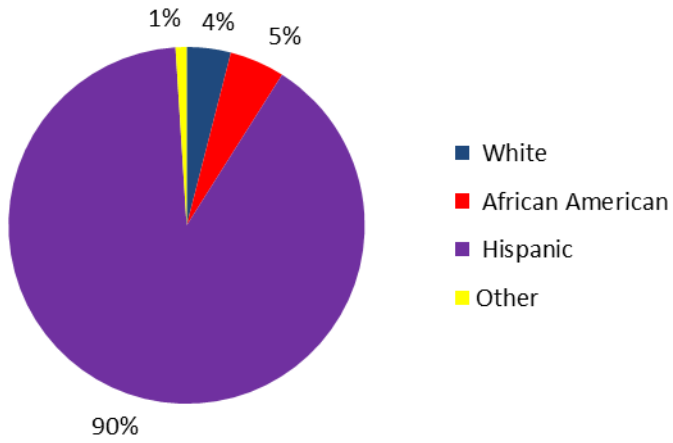


Enrollment and Demographic Data

100th Day Average Daily Membership for FY 2016–FY 2019, and FY 2020 ADM as of October 10, 2019.



**EAGLE College Prep Maryvale
2017-2018 Demographic Breakdown**



2017-2018 Subgroup Data	
Free and Reduced Lunch	95%
English Language Learners	32%
Special Education	8%