

AGENDA ITEM EXECUTIVE SUMMARY: Program of Instruction Amendment Request

Request

Career Success Schools (“Charter Holder”) submitted a request to amend the charter’s program of instruction to add methods of instruction for a dropout recovery program.

See Appendix A: Amendment Request Materials.

The Charter Holder operates an alternative school that serves students between the ages of 14 and 22 who are “having difficulty finding success in a traditional school setting.” Since 2013, the Charter Holder has operated a Dropout Recovery Program. This request is submitted to update the Charter Holder’s program of instruction to reflect the currently operating Dropout Recovery Program.

The Dropout Recovery Program is described as a “natural extension” to the work of Career Success High School and is designed to “assist students recover their high school credits and complete new courses successfully at a manageable self-pace”. The instructional program provided through the Dropout Recovery Program is in an online format but is intended to follow similar methods, processes, and procedures to the instructional program provided at the brick and mortar schools operated by the Charter Holder. Students are able to work via computer remotely or in Learning Centers sponsored by the school. The student populations is described as including students that are two or more years behind in credits and 18-19 years old.

Additional Information

Background

A dropout recovery program is a program that enrolls students who have already dropped out of public school and provide services designed to enable them to earn a high school diploma. In order to amend the charter contract, the Charter Holder is required to submit a program of instruction amendment request. Approval of the request by the Board, is a prerequisite for the Arizona Department of Education in approving the operation of a dropout recovery program.

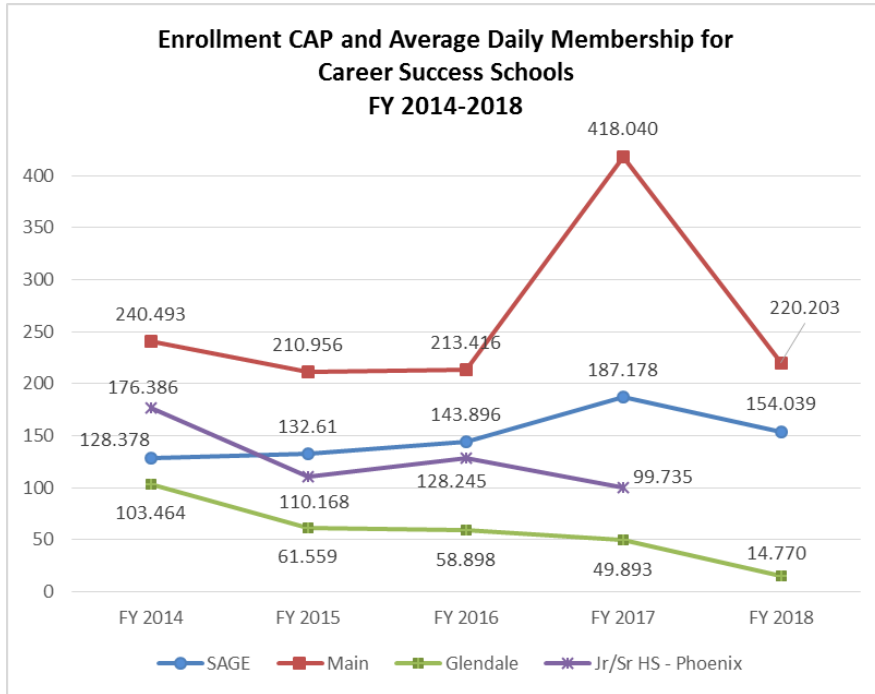
Governance

The Charter Holder was granted a renewal charter in 2014.

Corporate Board Members
Harriet Caruso
Jean Duffy
Renee Gayden

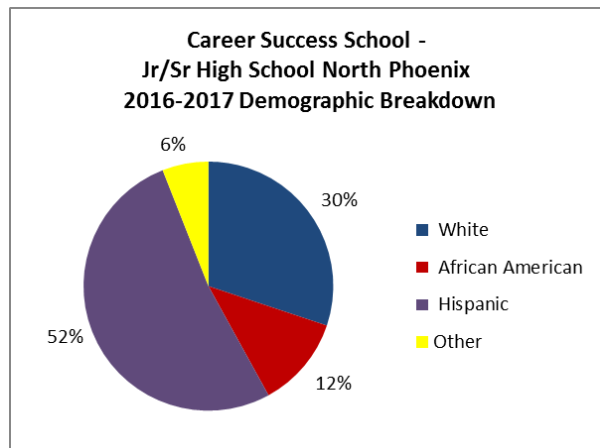
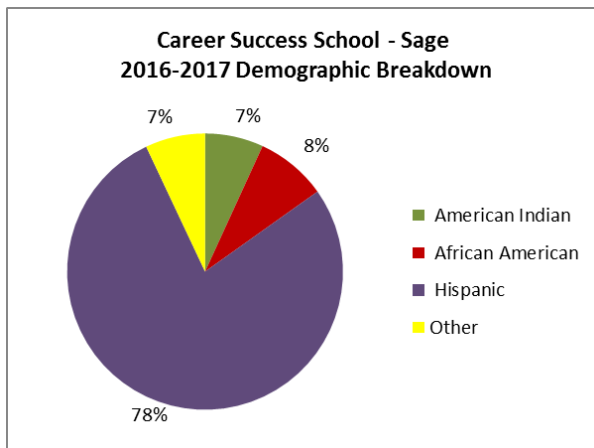
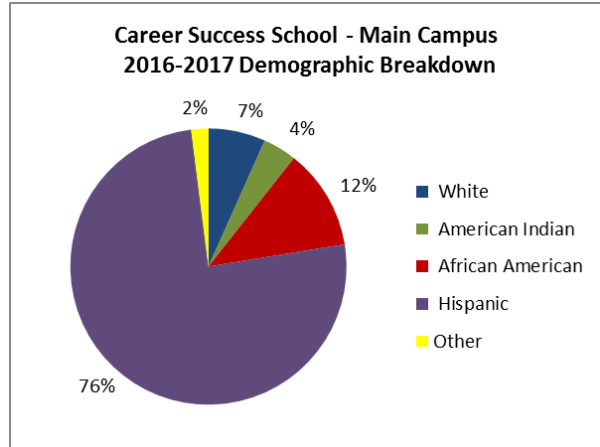
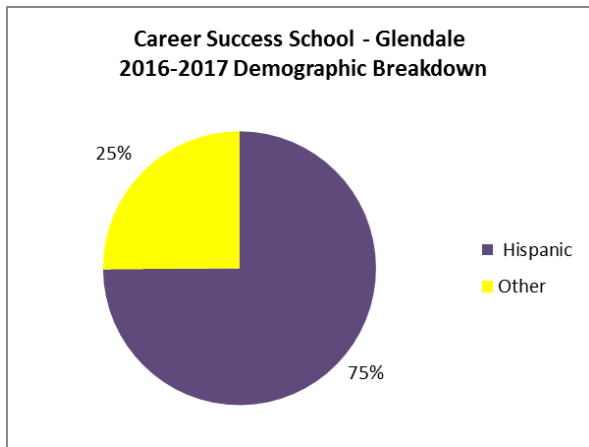
School Governing Body Members	Type
Jean Duffy	Charter Organization
Jeffrey Olson	Charter Organization
Ditza Ben Shallom Pillow	Charter Organization
Kevin Zirk	Charter Organization

Enrollment and Demographic Data



2016-2017 Subgroup Data	
Free and Reduced Lunch	55%
English Language Learners	10%
Special Education	5%

**If the percentage of students is 0% or 100% or the group includes less than 10 students, the percentage for that group is redacted.*



Summary of Current and Past Academic Performance

School Name	FY 2014 Letter Grade	5-Year Grad Rate ¹	Dropout Rate ²	FY 2017 AzMERIT ³ Passing	
		State Average 49%	State Average 17.37%	ELA State Average 8%	Math State Average 7%
Career Success Jr/Sr High School – North Phoenix	C-ALT	57.33%	19.86%	2%	4%
Career Success High School – Glendale	C-ALT	21.54%	39.36%	*	*
Career Success High School – Main Campus	C-ALT	31.3%	31.75%	5%	3%
Career Success School – SAGE Campus	C	N/A school is K-8	N/A school is K-8	19%	21%

¹ The provided graduation rate is for the 2015 cohort. Per the Arizona Department of Education (“ADE”), graduation rate is calculated by dividing the number of graduates in the cohort by the number of students in the cohort. Graduation Rate state average represents the unweighted average for alternative schools. This data was provided by the Center for Student Achievement. The data was derived from published data from the ADE. <http://centerforstudentachievement.org/alternative-schools-just-the-facts/>

² The provided dropout rate is from 2015. Per the ADE, “dropouts are defined as students who are enrolled in school at any time during the school year, but are not enrolled at the end of the school year and did not transfer, graduate, or die. When the dropout rate is calculated, year-end or exit codes are used to determine the percentage of students who are no longer enrolled in any Arizona public school prior to exiting as a graduate or completer. Students in grades 7 through 12 are included in the dropout rate calculation”. Dropout Rate average represents the unweighted average for alternative schools. This data was provided by the Center for Student Achievement. The data was derived from published data from the ADE.

³ AzMERIT data provided by the ADE. The provided state average reflects the average for alternative schools in FY 2016.

