B.1 Organizational Charts

Figure B.1.1: CASA Academy Three-Year Growth Projections for Students

	Number of Kindergarten Classes	Number of First Grade Classes	Number of Second Grade Classes	Number of Third Grade Classes	Number of Students
Year 1	3	2	0	0	125
Year 2	4	3	2	0	225
Year 3	4	4	3	2	325

Figure B.1.2: CASA Academy Three-Year Growth Projections for Staff

	Number of Directors	Number of Office Managers	Number of Regular Education Teachers	Number of Special Education Teachers	Number of Specials/ Intervention Teachers	Number of Instructional Assistants
Year 1	2	1	5	0 (using contracted services)	1	2
Year 2	2	1	9	1	1	2
Year 3	2	1	13	1	2	3

Figure B.1.3: Organizational Chart for Year 1

Number of Students: 125

Student-Teacher Ratio: 25:1

Student-Staff Ratio: 11:1

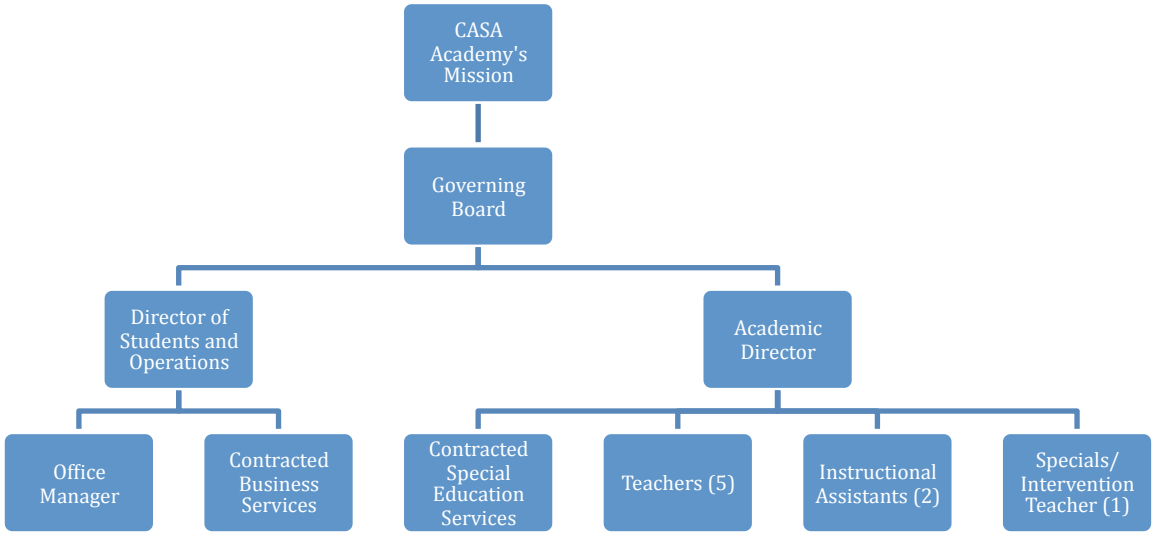

In the school's first year of operation, 125 students will attend CASA Academy. The student to teacher ratio will be 25 students to 1 teacher. The student to staff ratio will be 11 students to 1 staff member. CASA Academy will consist of a Board of no less than three and no more than fifteen individuals. The Director of Students and Operations and the Academic Director will act as co-principals, although their responsibilities will differ. Contracted business services and the office manager will report to the Director of Students and Operations. Contracted Special Education services, teachers, the specials/intervention teacher and instructional assistants will report to the Academic Director.

Figure B.1.4 Organizational Chart for Year 2

Number of Students: 225

Student-Teacher Ratio: 25:1

Student-Staff Ratio: 14:1

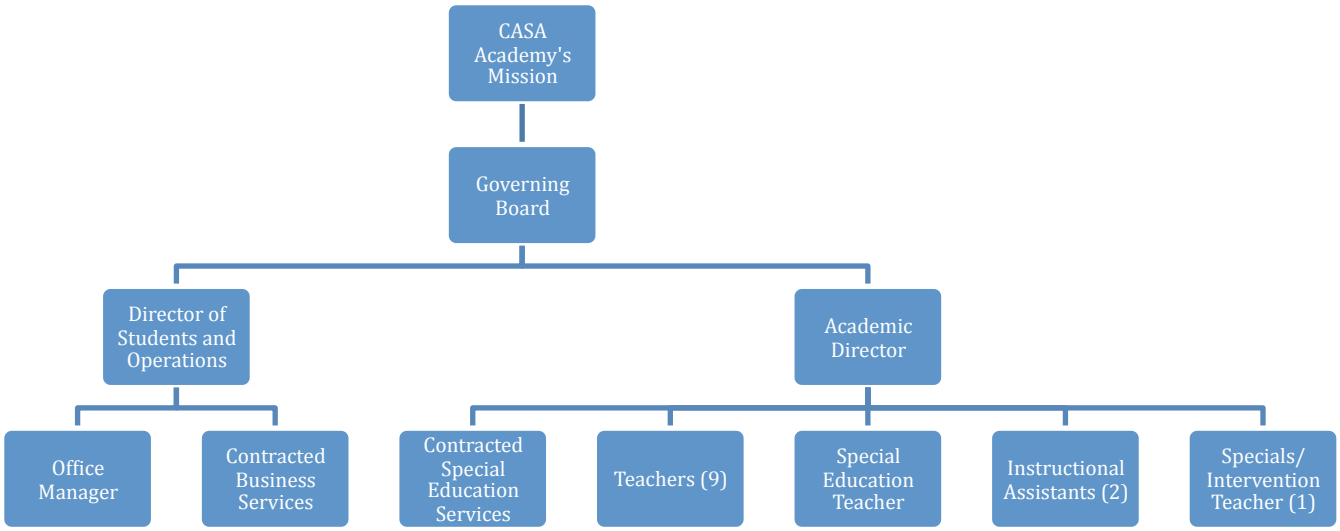

In the school's second year of operation, 225 students will attend CASA Academy. The student to teacher ratio will be 25 students to 1 teacher. The student to staff ratio will be 14 students to 1 staff member. CASA Academy will consist of a Board of no less than three and no more than fifteen individuals. The Director of Students and Operations and the Academic Director will act as co-principals, although their responsibilities will differ. Contracted business services and the office manager will report to the Director of Students and Operations. Contracted Special Education services, instructional assistants, teachers, the Special Education teacher, and the specials/intervention teacher will report to the Academic Director.

Figure B.1.5 Organizational Chart for Year 3

Number of Students: 325

Student-Teacher Ratio: 25:1

Student-Staff Ratio: 15:1

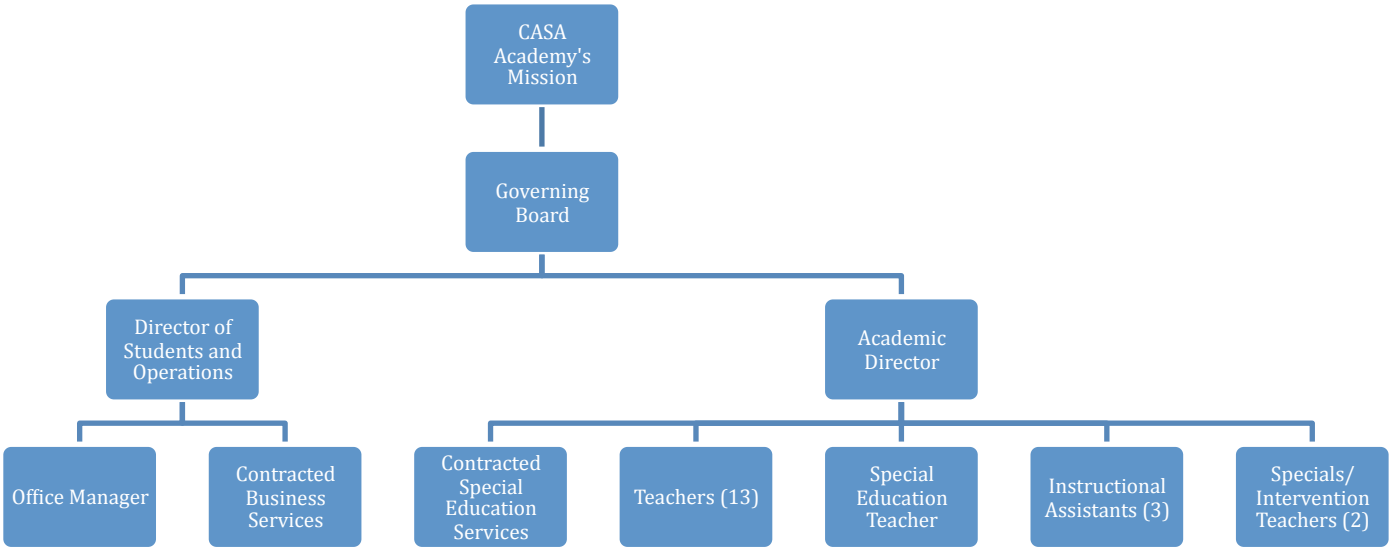

In the school's third year of operation, 325 students will attend CASA Academy. The student to teacher ratio will be 25 students to 1 teacher. The student to staff ratio will be 15 students to 1 staff member. CASA Academy will consist of a Board of no less than three and no more than fifteen individuals. The Director of Students and Operations and the Academic Director will act as co-principals, although their responsibilities will differ. Contracted business services and the office manager will report to the Director of Students and Operations. Contracted Special Education services, instructional assistants, teachers, the Special Education teacher, and specials/intervention teachers will report to the Academic Director.