



Arizona Charter Schools Association Update

Eileen B. Sigmund, President and CEO

October 10, 2017 | 12439 N. 32nd St. | Phoenix, AZ 85032



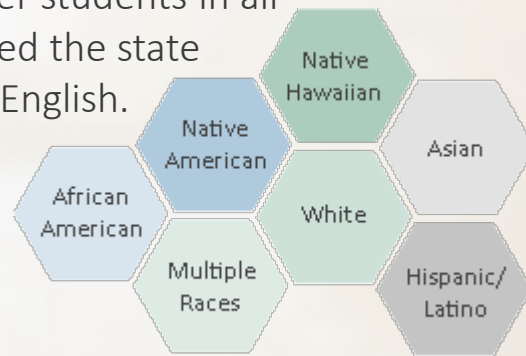
PUBLIC CHARTER SCHOOL PERFORMANCE

ANALYSES OF 2015-2017 AZMERIT DATA

Public charter school students continue to outperform their peers, as AzMERIT results show charter students scored better than the state average in virtually every grade level and subject area for the third straight year.

DEMOGRAPHICS

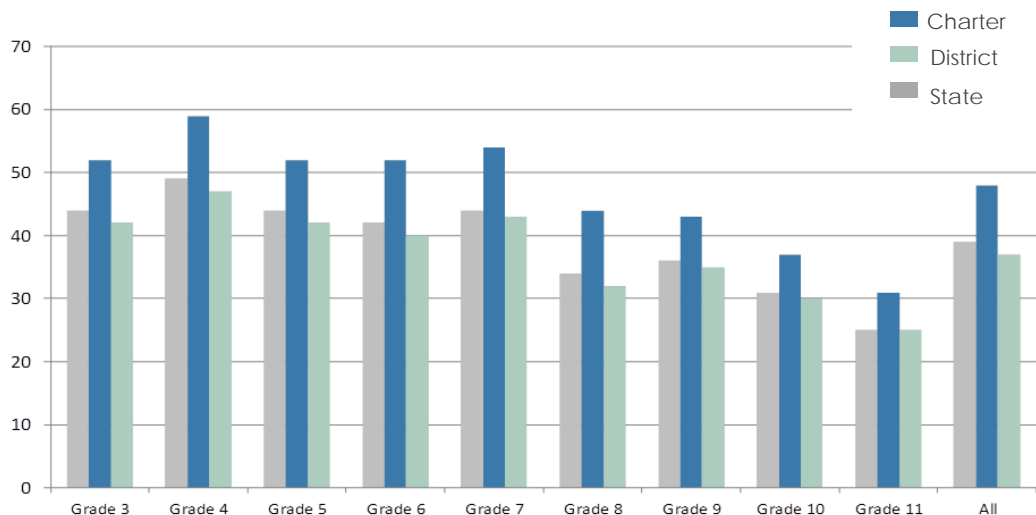
For the last three years, public charter students in all racial and ethnic groups outperformed the state average for their group in Math and English.



PUBLIC CHARTER SCHOOL PERFORMANCE

ANALYSES OF 2015-2017 AZMERIT DATA

ENGLISH LANGUAGE ARTS



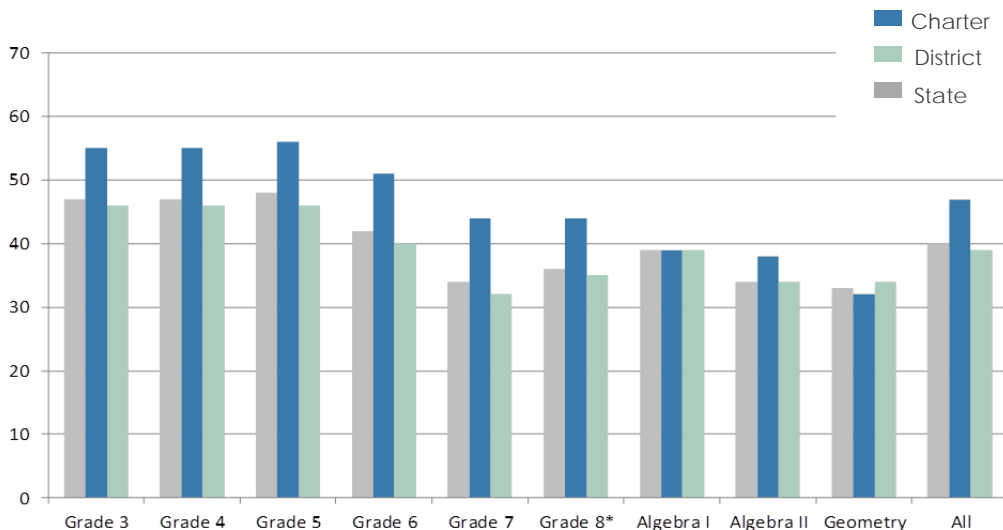
+9 ENGLISH
Public charter students outperformed the state average of students passing the English Language Arts test on average by **9 percentage points**.

97 TOP SCHOOLS
97 of the **top 100** LEAs on the English Language Arts exams are charters, when looking at percent of students passing the test.

PUBLIC CHARTER SCHOOL PERFORMANCE

ANALYSES OF 2015-2017 AZMERIT DATA

MATHEMATICS




7 **MATH**
Public charter students outperformed the state average of students passing the mathematics test on average by **7 percentage points**.

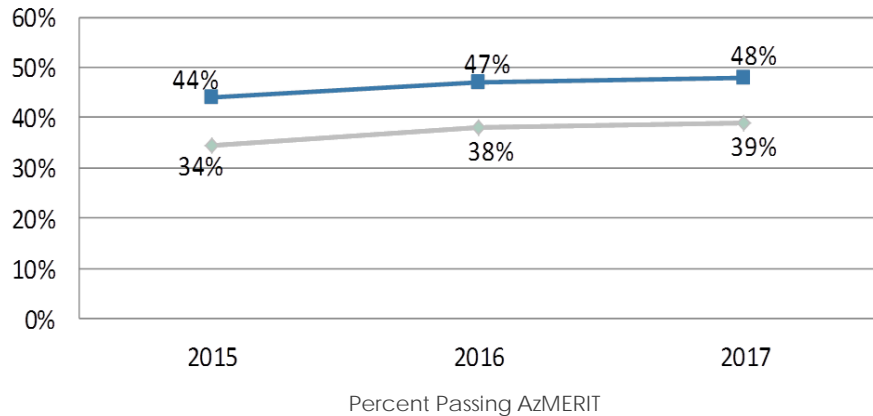
93 **TOP SCHOOLS**
93 of the top 100 LEAs on the Math exams are charters, when looking at percent of students passing the test.

PUBLIC CHARTER SCHOOL PERFORMANCE

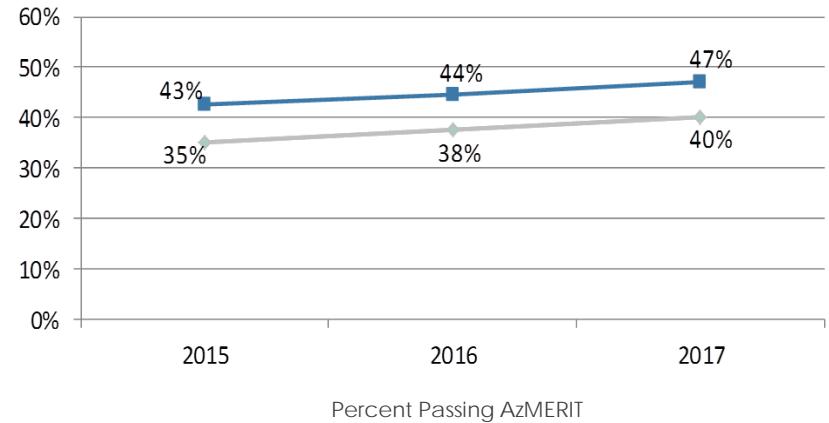
ANALYSES OF 2015-2017 AZMERIT DATA



ENGLISH LANGUAGE ARTS



MATHEMATICS



A woman in a dark blue polo shirt and a plaid skirt is standing in a classroom, writing on a whiteboard with a white marker. The background is slightly blurred, showing other students and classroom elements.

PUBLIC CHARTER SCHOOL PERFORMANCE

ANALYSES OF 2015-2017 AZMERIT DATA

+50%

TOP PERFORMERS

The public charter school sector is the first to achieve **more than 50%** of its students passing the English and Math tests in grades 3-6.

+10

7TH GRADE

Of all grade levels and subject areas within public charter schools, seventh grade students achieved the highest gains over three years, increasing pass rates by **10 percentage points** to 54% on the AzMERIT English exam in 2017.

+6

HISPANIC/LATINO

Hispanic/Latino students in public charter schools outpaced statewide growth of their peers, achieving **6 percentage points** of growth in English and Math from 2015-2017.

+3

SPED STUDENTS

Students with disabilities in public charter schools outpaced statewide growth of their peers, achieving **3 percentage points** of growth in English from 2015-2017.

A-F LETTER GRADE ANALYSIS

PUBLIC CHARTER SCHOOL PERFORMANCE

Analysis to be provided once public release data is available. We will provide printed copies for Board members and the public.



QUESTIONS?

October 10, 2017 | 12439 N. 32nd St. | Phoenix, AZ 85032