

AGENDA ITEM EXECUTIVE SUMMARY: Enrollment Cap Amendment Request

Request

Archway Classical Academy Glendale (“Charter Holder”) submitted an expansion request to increase its enrollment cap from 540 to 560, beginning in FY 2019. This enrollment cap accounts for 3 years of projected student enrollment.

See Appendix A: Amendment Request Materials and Support Materials.

The Charter Holder is requesting to increase its enrollment cap by 20 students, approximately one student per classroom per grade. This increase is meant to fill the excess capacity of the school facility and “serve more students in our community without unduly burdening class sizes”. The Charter Holder is not anticipating any additional staffing to accommodate this change, and reports that it has a waiting list of approximately 990 students to meet its enrollment goals.

Three Year Plan

	FY 2018	FY 2019	FY 2020	FY 2021
Grade Levels	K-5	K-5	K-5	K-5
Enrollment	520	560	560	560

Staff Recommendation

The Charter Holder has not met the criteria to receive a staff recommendation for expansion.

Staff Recommendation Criteria	Analysis
In operation for three years.	The Charter Holder has been in operation for 5 years.
“Meets the Board’s Operational Performance Expectations” based on the dashboards for the most recent two prior years and the current year.	The Charter Holder received an Overall Rating of “Meets” the Board’s Operational Performance Expectations.
“Meets the Board’s Financial Performance Expectations” based on the most recent dashboard.	The Charter Holder “Meets” the Financial Performance Expectations.
Past enrollment trends indicate the charter will exceed its enrollment cap within the next three years.	ADM in FY 2016 was 490.554, in FY 2017 was 495.125, and in FY 2018 was 496.631 (as of April 4, 2018). Based on these trends, the charter is not expected to exceed its enrollment cap within the next three years. Information regarding enrollment trends is provided on page 3.
ADM is within 85% of current enrollment cap	According to ADE School Finance, the Charter Holder currently has an ADM of 496.631. The charter holder is currently operating at 91% of its current enrollment cap of 540.
Each school operated by the charter holder: Performs at or above the average performance of a majority of schools within a five-mile radius of the school’s location	Great Hearts Academies – Archway Glendale performs at or above the average performance of nearby schools in ELA and Math. Information regarding nearby schools is provided on page 2.

Profile

The Charter Holder was granted a new charter in 2012.

Governance

Corporate Board Members
James Heiler
Daniel Scoggin

School Governing Body Members	Type
Tess Clark	Community
Brandon Crowe	Community
Andrew Ellison	Charter Organization
Kate McClendon	Other
Shannon Richards	Parent
Kathleen Shea	Parent
Julie Tinlin	Parent

School Profile

School Name	Great Hearts Academies – Archway Glendale		
Date Open	August 2013		
Location	Peoria		
Grades Served	K-5		
FY 17 Letter Grade	C		
	FY 15	FY 16	FY 17
ELA AzMERIT (39% ⁺)	72%	73%	71%
Math AzMERIT (40% ⁺)	73%	75%	72%
Science AIMS (53% ⁺)	82%	72%	81%

⁺FY 17 State Average Passing

Additional School Choices Serving Grades K-5 within 5 Miles of Great Hearts Academies – Archway Glendale

Total Schools	FY 14 Letter Grade	Total Charter Schools	FY 17 State Assessment Data Greater than State Average			Subgroups within (±5%) of Charter Holder's Subgroup Data		
			ELA (>39%)	Math (>40%)	Science (>53%)	FRL (±5%)	ELL (±5%)	SPED (±5%)
19	A	6	19	19	19	*	*	11
4	B	0	4	4	4	*	*	0
1	N/A	0	1	1	1	*	*	1

*Because the percentage of FRL and ELL students is not available for the Charter Holder, comparison to nearby schools is not possible.

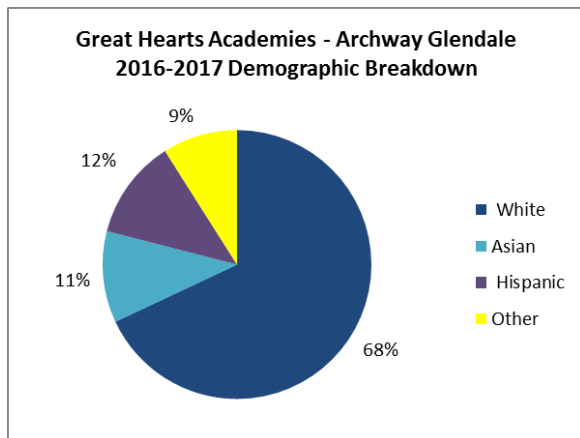
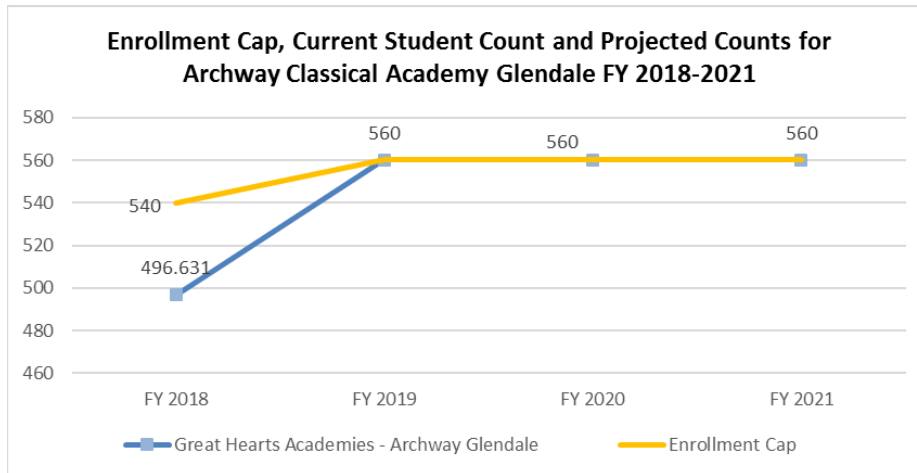
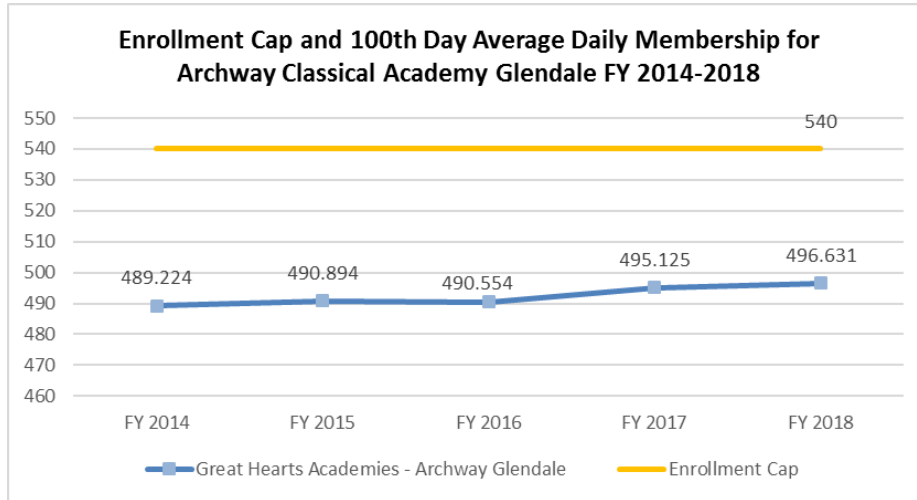
Comparison of Nearby Schools to Great Hearts Academies – Archway Glendale

Total Schools	FY 14 Letter Grade	Total Charter Schools	FY 17 State Assessment Data Greater than Great Hearts Academies – Archway Glendale		
			AzMERIT ELA (>71%)	AzMERIT Math (>72%)	AIMS Science (>81%)
19	A	6	6	4	12
4	B	0	0	0	1
1	N/A	0	0	0	1
Total Number of Schools			Total Number of Schools Performing Better than Great Hearts Academies – Archway Glendale (Percentage of Total)		
24		6 (25%)	6 (25%)	4 (17%)	14 (58%)

Schools Associated with Great Hearts Academies – Archway Glendale

See Appendix C: Associated Schools for more information.

Enrollment and Demographic Data
 100th Day Average Daily Membership for FY 2014–FY 2018.



2016-2017 Subgroup Data	
Free and Reduced Lunch	*
English Language Learners	*
Special Education	8%

**If the percentage of students is 0% or 100%, or the group includes less than 10 students, the percentage for that group is redacted.*

