

AGENDA ITEM EXECUTIVE SUMMARY: Enrollment Cap Amendment Request

Request

Archway Classical Academy Veritas (“Charter Holder”) submitted an expansion request to increase its enrollment cap from 600 to 750, beginning in FY 2019. This enrollment cap accounts for 3 years of projected student enrollment.

See Appendix A: Amendment Request Materials and Support Materials.

The Charter Holder is planning to remodel its building for FY 2019, making room for five additional classrooms. This remodel will allow for one additional classroom of 30 students per grade. Additionally, the Charter Holder is requesting an increase of approximately one additional student for each existing classroom to “serve more students in our community without unduly burdening class sizes”. The Charter Holder plans to hire two additional teachers per grade level to support this increase, as well as three additional support/specialty staff and one administrator. The Charter Holder reports that it has a waiting list of approximately 409 students to meet its enrollment goals.

Three Year Plan

	FY 2018	FY 2019	FY 2020	FY 2021
Grade Levels	K-5	K-5	K-5	K-5
Enrollment	522	750	750	750

Staff Recommendation

The Charter Holder has not met the criteria to receive a staff recommendation for expansion.

Staff Recommendation Criteria	Analysis
In operation for three years.	The Charter Holder has been in operation for 6 years.
“Meets the Board’s Operational Performance Expectations” based on the dashboards for the most recent two prior years and the current year.	The Charter Holder received an Overall Rating of “Meets” the Board’s Operational Performance Expectations.
“Meets the Board’s Financial Performance Expectations” based on the most recent dashboard.	The Charter Holder “Meets” the Financial Performance Expectations.
Past enrollment trends indicate the charter will exceed its enrollment cap within the next three years.	ADM in FY 2016 was 493.962, in FY 2017 was 491.883, and in FY 2018 is 493.937 (as of April 4, 2018). Based on these trends, the charter is not expected to exceed its enrollment cap within the next three years. Information regarding enrollment trends is provided on page 3.
ADM is within 85% of current enrollment cap	According to ADE School Finance, the Charter Holder currently has an ADM of 493.937. The Charter Holder is currently operating at 82% of its current enrollment cap of 600. When the ADM is adjusted to account for Kindergarten as 1.0, the number increases to 538.782, putting the Charter Holder within 90% of its current enrollment cap.
Each school operated by the charter holder performs at or above the average performance of a majority of	Great Hearts Academies – Archway Veritas performs at or above the average performance of nearby schools in ELA and Math.

schools within a five-mile radius of the school's location

Information regarding nearby schools is provided on page 2 and 3.

Profile

The Charter Holder was granted a new charter in 2010.

Governance

Corporate Board Members
James Heiler
Daniel Scoggin

School Governing Body Members	Type
David Dean	Community
David Denton	Community
Curtis Fee	Community
Ward Huseeth	Community
Chirag Kapadia	Community
Jessica Keenan	Parent
Daniel Openden	Community
Ramin Schadlu	Community

School Profile

	Great Hearts Academies – Archway Veritas		
Date Open	August 2011		
Location	Phoenix		
Grades Served	K-5		
FY 17 Letter Grade	B		
	FY 15	FY 16	FY 17
ELA AzMERIT (39% ⁺)	70%	74%	72%
Math AzMERIT (40% ⁺)	73%	81%	80%
Science AIMS (53% ⁺)	83%	90%	89%

⁺FY 17 State Average Passing

Additional School Choices Serving Grades K-5 within 5 Miles of Great Hearts Academies – Archway Veritas

Total Schools	FY 14 Letter Grade	Total Charter Schools	FY 17 State Assessment Data Greater than State Average			Subgroups within (±5%) of Charter Holder's Subgroup Data		
			ELA (>39%)	Math (>40%)	Science (>53%)	FRL (±5%)	ELL (±5%)	SPED (±5%)
7	A	1	7	7	6	*	*	4
11	B	2	5	3	5	*	*	3
13	C	1	1	1	1	*	*	3
4	D	3	0	0	0	*	*	2
4	N/A	4	1	1	2	*	*	2

*Because the percentage of FRL and ELL students is not available for the Charter Holder, comparison to nearby schools is not possible.

Comparison of Nearby Schools to Great Hearts Academies – Archway Veritas

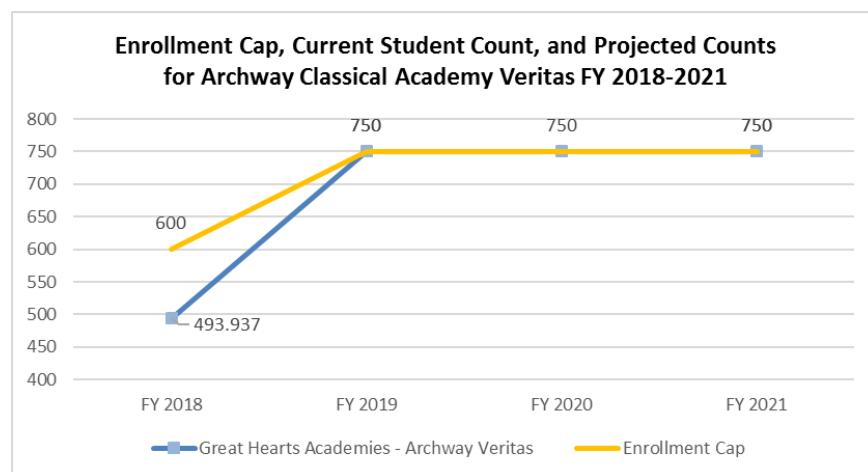
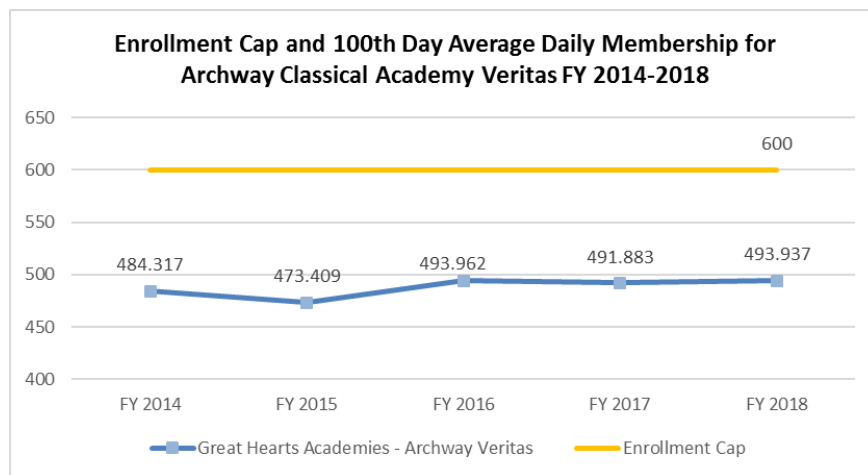
Total Schools	FY 14 Letter Grade	Total Charter Schools	FY 17 State Assessment Data Greater than Great Hearts Academies – Archway Veritas		
			AzMERIT ELA (>72%)	AzMERIT Math (>80%)	AIMS Science (>89%)
7	A	1	3	1	2
11	B	2	0	0	0
13	C	1	0	0	0
4	D	3	0	0	0
4	N/A	4	0	0	0
Total Number of Schools			Total Number of Schools Performing Better than Great Hearts Academies – Archway Veritas (Percentage of Total)		
39		11 (28%)	3 (8%)	1 (3%)	2 (5%)

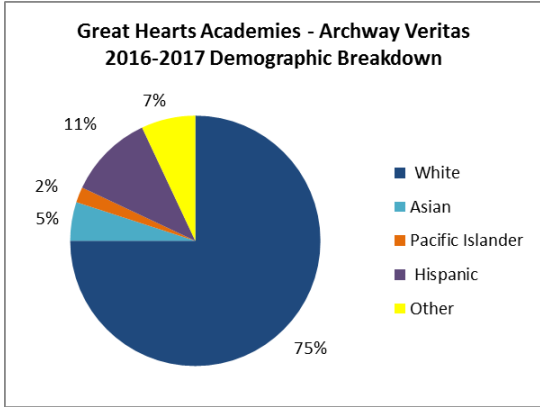
Schools Associated with Great Hearts Academies – Archway Veritas

See Appendix C: Associated Schools for more information.

Enrollment and Demographic Data

100th Day Average Daily Membership for FY 2014–FY 2018.





2016-2017 Subgroup Data	
Free and Reduced Lunch	*
English Language Learners	*
Special Education	6%

**If the percentage of students is 0% or 100%, or the group includes less than 10 students, the percentage for that group is redacted.*

