

AGENDA ITEM EXECUTIVE SUMMARY: Enrollment Cap Amendment Request

Request

Archway Classical Academy North Phoenix (“Charter Holder”) submitted an expansion request to increase its enrollment cap from 840 to 875, beginning in FY 2019. This enrollment cap accounts for 3 years of projected student enrollment.

See Appendix A: Amendment Request Materials and Support Materials.

The Charter Holder is requesting to increase its enrollment cap by 35 students, approximately one student per classroom per grade. This increase will allow the Charter Holder to fill the excess capacity of the school facility and “serve more students in our community without unduly burdening class sizes”. The Charter Holder is not anticipating any additional staffing to accommodate this change, and reports that it has a waiting list of approximately 610 students to meet its enrollment goals.

Three Year Plan

	FY 2018	FY 2019	FY 2020	FY 2021
Grade Levels	K-6	K-6	K-6	K-6
Enrollment	792	875	875	875

Staff Recommendation

The Charter Holder has met the criteria to receive a staff recommendation for expansion.

Staff Recommendation Criteria	Analysis
In operation for three years.	The Charter Holder has been in operation for 5 years.
“Meets the Board’s Operational Performance Expectations” based on the dashboards for the most recent two prior years and the current year.	The Charter Holder received an Overall Rating of “Meets” the Board’s Operational Performance Expectations.
“Meets the Board’s Financial Performance Expectations” based on the most recent dashboard.	The Charter Holder “Meets” the Financial Performance Expectations.
Past enrollment trends indicate the charter will exceed its enrollment cap within the next three years.	ADM in FY 2016 was 446.925, in FY 2017 was 456.747, and in FY 2018 was 760.652 (as of April 4, 2018). Based on these trends, the Charter Holder is expected to exceed its enrollment cap in FY 2019.
ADM is within 85% of current enrollment cap	According to ADE School Finance, the Charter Holder currently has an ADM of 760.652. The Charter Holder is currently operating at 90% of its current enrollment cap of 840.
Each school operated by the charter holder performs at or above the average performance of a majority of schools within a five-mile radius of the school’s location	Great Hearts Academies – Archway North Phoenix performs at or above the average performance of nearby schools in ELA and Math. Information regarding nearby schools is provided on page 2.

Profile

The Charter Holder was granted a new charter in 2010.

Governance

Corporate Board Members
James Heiler
Daniel Scoggin

School Governing Body Members	Type
Christina Coley	Community
Andrew Ellison	Community
Dave Eriksson	Parent
Steve Kaiser	Parent
Jessica Taylor	Community
Paul Weinhold	Community

School Profile

	Great Hearts Academies – Archway North Phoenix		
Date Open	August 2012		
Location	Phoenix		
Grades Served	K-6		
FY 17 Letter Grade	B		
	FY 15	FY 16	FY 17
ELA AzMERIT (39% ⁺)	74%	77%	75%
Math AzMERIT (40% ⁺)	81%	85%	71%
Science AIMS (53% ⁺)	90%	84%	90%

⁺FY 17 State Average Passing

Additional School Choices Serving Grades K-6 within 5 Miles of Great Hearts Academies – Archway North Phoenix

Total Schools	FY 14 Letter Grade	Total Charter Schools	FY 17 State Assessment Data Greater than State Average			Subgroups within (±5%) of Charter Holder's Subgroup Data		
			ELA (>39%)	Math (>40%)	Science (>53%)	FRL (±5%)	ELL (±5%)	SPED (±5%)
20	A	8	20	20	20	*	*	12
10	B	1	5	4	5	*	*	2
11	C	2	4	5	2	*	*	1
1	D	0	0	0	0	*	*	0
4	N/A	2	1	1	0	*	*	0

*Because the percentage of FRL and ELL students is not available for the Charter Holder, comparison to nearby schools is not possible.

Comparison of Nearby Schools to Great Hearts Academies – Archway North Phoenix

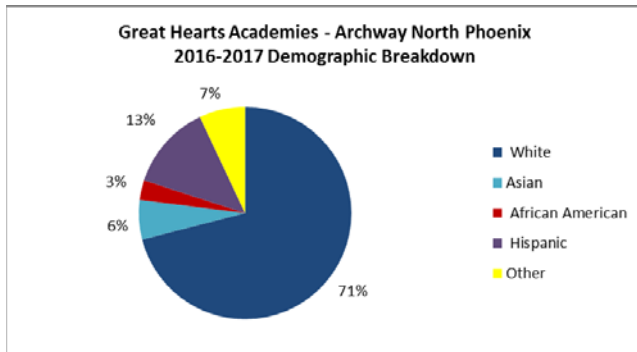
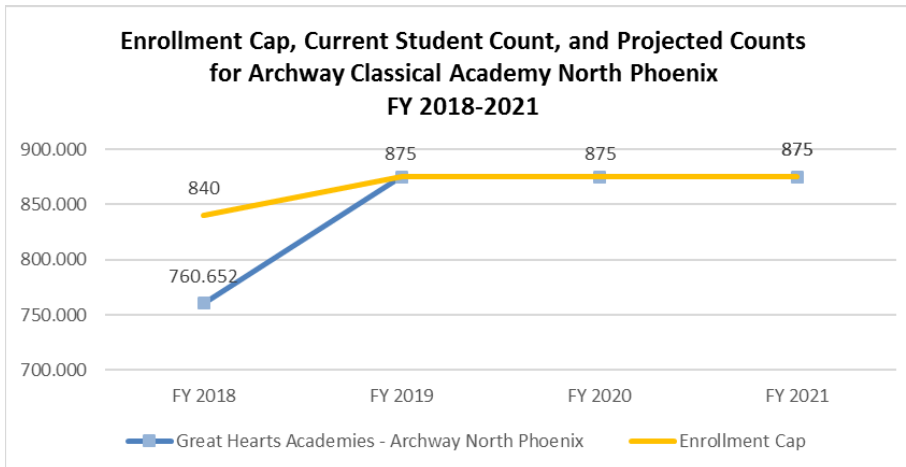
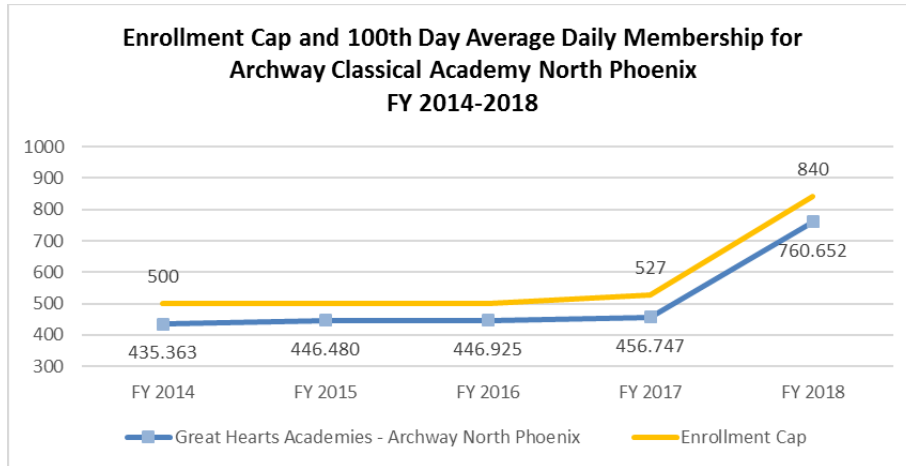
Total Schools	FY 14 Letter Grade	Total Charter Schools	FY 17 State Assessment Data Greater than Great Hearts Academies – Archway North Phoenix		
			AzMERIT ELA (>75%)	AzMERIT Math (>71%)	AIMS Science (>90%)
20	A	8	6	7	8
10	B	1	0	0	0
11	C	2	1	1	0
1	D	0	0	0	0
4	N/A	2	0	0	0
Total Number of Schools		Total Number of Schools Performing Better than Great Hearts Academies – Archway North Phoenix (Percentage of Total)			
46		13 (28%)	7 (15%)	8 (17%)	8 (17%)

Schools Associated with Great Hearts Academies – Archway North Phoenix

See Appendix C: Associated Schools for more information.

Enrollment and Demographic Data

100th Day Average Daily Membership for FY 2014–FY 2018.



2016-2017 Subgroup Data	
Free and Reduced Lunch	*
English Language Learners	*
Special Education	7%

**If the percentage of students is 0% or 100%, or the group includes less than 10 students, the percentage for that group is redacted.*

