

AGENDA ITEM EXECUTIVE SUMMARY: Enrollment Cap Amendment Request

Request

Academy of Mathematics and Science, Inc. (“Charter Holder”) submitted an expansion request to increase its enrollment cap from 500 to 650, beginning in FY 2019. This enrollment cap accounts for three years of projected student enrollment.

See Appendix A: Amendment Request Materials and Support Materials.

The Charter Holder is requesting this expansion based on local demand. According to the narrative, recently completed renovations to the Academy of Math and Science Prince (“School”) have provided the space to accommodate increased enrollment. The Charter Holder stated that the School “has had substantial waiting lists for the last 5 years of operation.” Due to these historical waiting lists, the Charter Holder believes a large student recruitment campaign will not be needed. However, the narrative indicates that student re-enrollment from year to year is expected to be approximately 85%, so the School will continue to recruit students from the community using online and radio advertisements. According to the staffing plan, new teachers will be recruited through educator employment websites, university job boards, social media, and network websites. New teachers will receive three weeks of training on the Charter Holder’s instructional procedures and practices and the network’s instructional manual. Throughout the year, instructional coaches will mentor new teachers, perform observations, and conduct periodic training.

Three Year Plan

	FY 2019	FY 2020	FY 2021	FY 2022
Grade Levels	K-8	K-8	K-8	K-8
Enrollment	620	650	650	650

Staff Recommendation

The Charter Holder has met the criteria to receive a staff recommendation for expansion.

Staff Recommendation Criteria	Analysis
In operation for three years.	The Charter Holder has been in operation for 16 years.
“Meets the Board’s Operational Performance Expectations” based on the dashboards for the most recent two prior years and the current year.	The Charter Holder received an Overall Rating of “Meets” the Board’s Operational Performance Expectations.
“Meets the Board’s Financial Performance Expectations” based on the most recent dashboard	The Charter Holder “Meets” Financial Performance Expectations.
Past enrollment trends indicate the charter will exceed its enrollment cap within the next three years.	ADM in FY2016 was 389.502, in FY 2017 was 388.795, and in FY 2018 was 437.294 The Charter Holder has exceeded its enrollment cap in FY 2019.
ADM is within 85% of current enrollment cap	According to ADE School Finance, the Charter Holder currently has an ADM of 560.806. The Charter Holder is operating at 112% of its enrollment cap.
Each school operated by the charter holder: Performs at or above the average performance of a majority of schools within a five-mile radius of the school’s location	The School performs at or above the average performance of nearby charter schools in ELA and Math. Information regarding nearby schools can be found on page 2.

Profile

The Charter Holder was granted a renewal charter in 2016.

Governance

Corporate Board Members
Tatyana Chayka
Maria Vasilieva
Olga Boytsova
Nicolas Cuevas-Gomez
Valentin Kashtelyan

School Governing Body Members	Type
Jill Rich	Unknown
Tatyana Chayka	Unknown
Catherine Borinstein	Unknown
Sid Kohn	Unknown
Bonnie Kohn	Unknown
Kim Chayka	Unknown
Maya Kashtelyan	Unknown
Pat Klein	Unknown

School Profile

School Name	Academy of Math and Science Prince		
Date Open	August 2002		
Location	Tucson		
Grades Served	K-12		
FY 18 Letter Grade	A		
	FY 16	FY 17	FY 18
ELA AzMERIT (41% ⁺)	62%	58%	63%
Math AzMERIT (41% ⁺)	71%	67%	76%
Science AIMS (52% ⁺)	93%	82%	84%

*FY 18 State Average Passing

Additional School Choices Serving Grades K-12 within 5 Miles of Academy of Math and Science Prince

Total Schools	FY 18 Letter Grade	Total Charter Schools	FY 18 State Assessment Data Greater than State Average			Subgroups within (±5%) of Charter Holder's Subgroup Data		
			ELA (>41%)	Math (>41%)	Science (>52%)	FRL (±5%)	ELL (±5%)	SPED (±5%)
12	A	8	12	11	9	2	12	10
15	B	2	9	11	8	3	11	4
20	C	3	1	0	3	3	11	1
5	D	3	1	0	0	3	4	0
3	F	2	1	0	0	1	2	1

Comparison of Nearby Schools to Academy of Math and Science Prince

Total Schools	FY 18 Letter Grade	Total Charter Schools	FY 18 State Assessment Data Greater than Academy of Math and Science Prince		
			AzMERIT ELA (>63%)	AzMERIT Math (>76%)	AIMS Science (>84%)
12	A	8	6	1	3
15	B	2	0	0	0
20	C	3	0	0	0
5	D	3	0	0	0
3	F	2	0	0	0
Total Number of Schools Performing Better than School Name (Percentage of Total)					
55		18 (33%)	6 (11%)	1 (2%)	3 (5%)

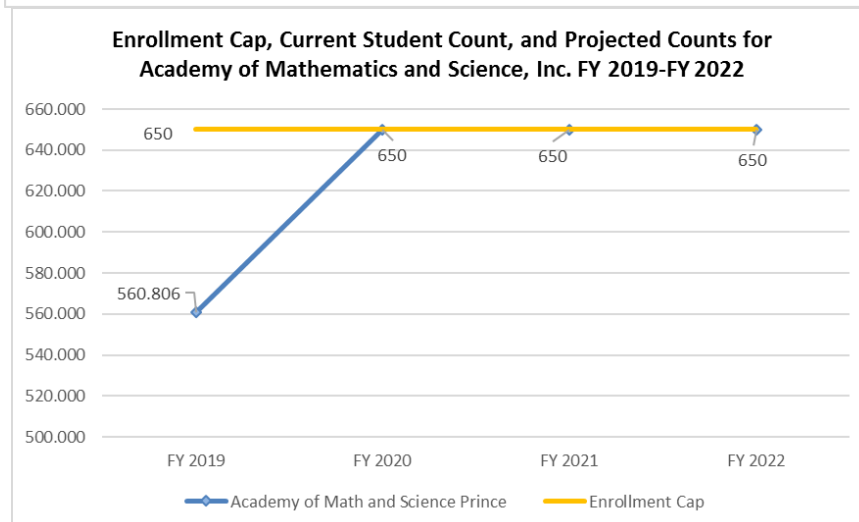
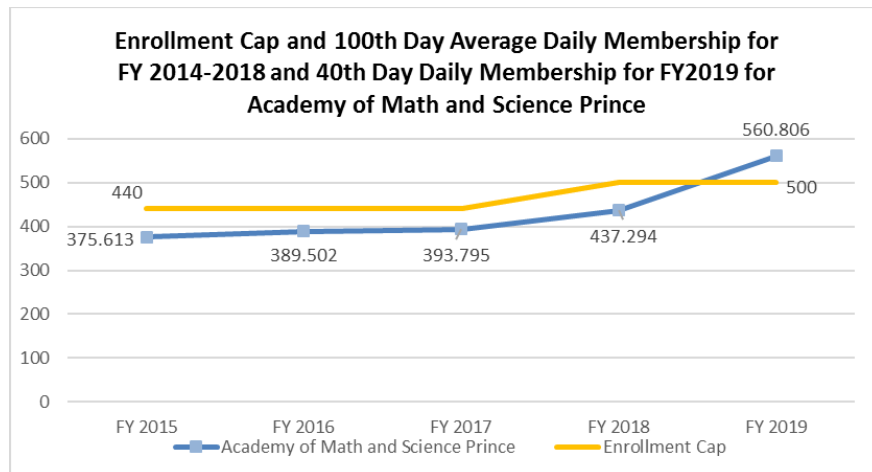
Schools Associated with Academy of Math and Science Prince

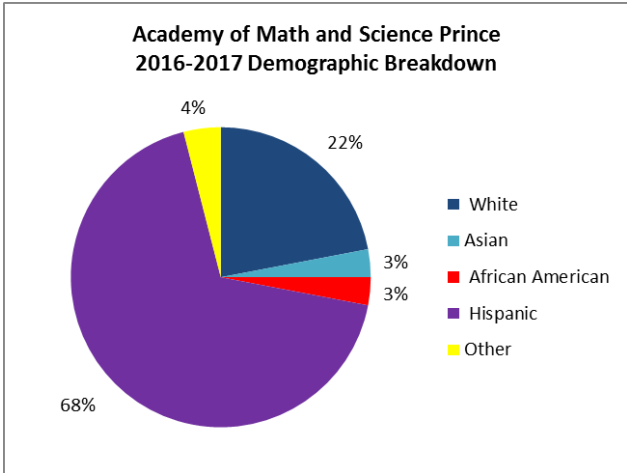
Schools operated by the same charter holder but under different charter contracts									
Charter Holder Name	Academy of Mathematics and Science South, Inc.			Academy of Mathematics and Science, Inc.			Math and Science Success Academy, Inc.		
School Name	Academy of Math and Science Flower			Academy of Math and Science Camelback			Math and Science Success Academy		
Grades Served	K-8			K-8			K-12		
FY 2018 Letter Grade	B			C			A		
	FY 16	FY 17	FY 18	FY 16	FY 17	FY 18	FY 16	FY 17	FY 18
ELA AzMERIT (41%+)	29%	32%	32%	33%	29%	30%	47%	50%	47%
Math AzMERIT (41%+)	26%	26%	39%	27%	34%	31%	50%	49%	51%
Science AIMS (52%+)	38%	53%	55%	37%	33%	32%	64%	71%	73%

*FY 18 State Average Passing

Enrollment and Demographic Data

100th Day Average Daily Membership (“ADM”) for FY 2015–FY 2018, and 40th Day ADM for FY 2019 as of October 31, 2018.





2016-2017 Subgroup Data	
Free and Reduced Lunch	78%
English Language Learners	5%
Special Education	6%

