

AGENDA ITEM EXECUTIVE SUMMARY: Enrollment Cap Amendment Request

Request

Ball Charter Schools (Hearn) (“Charter Holder”) submitted an expansion request to increase its enrollment cap from 600 to 700, beginning in FY 2019. This enrollment cap accounts for 3 years of projected student enrollment.

See Appendix A: Amendment Request and Support Materials.

The rationale for the Charter Holder’s request to increase the enrollment cap is to accommodate the consistent growth that the Charter Holder has experienced in the past five years. The Charter Holder serves students beyond the current enrollment cap of 600. To accommodate the enrollment cap increase, staffing will include an addition of two staff members in FY 2019 for academic support in Title I intervention. The current teacher retention rate at the school is 90%. To plan for the anticipated growth, in FY 2017, three additional teachers were added. This addition maintained the small class size as stated in the charter. Enrollment targets indicate that 94% of students enrolled will return the next year.

Three Year Plan

	FY 2018	FY 2019	FY 2020	FY 2021
Grade Levels	K-8	K-8	K-8	K-8
Enrollment	649	660	676	684

Staff Recommendation

The Charter Holder has met the criteria to receive a staff recommendation for expansion.

Staff Recommendation Criteria	Analysis
In operation for three years.	The Charter Holder has been in operation for 20 years.
“Meets the Board’s Operational Performance Expectations” based on the dashboards for the most recent two prior years and the current year.	The Charter Holder received an Overall Rating of “Meets” the Board’s Operational Performance Expectations.
“Meets the Board’s Financial Performance Expectations” based on the most recent dashboard.	The Charter Holder “Meets” Financial Performance Expectations.
Past enrollment trends indicate the charter will exceed its enrollment cap within the next three years.	The Charter Holder’s ADM in FY 2015 was 576.846, in FY 2016 was 580.382, in FY 2017 was 597.032, and in FY 2018 is 618.019. This trend demonstrates that the charter holder has already exceeded its enrollment cap, and will continue to do so in the next three years.
ADM is within 85% of current enrollment cap.	According to ADE School Finance, the Charter Holder currently serves 618.019 students. The current enrollment cap is 600, demonstrating that the Charter Holder is at 103% of its current enrollment cap.
Each school operated by the charter holder: Performs at or above the average performance of a majority of schools within a five-mile radius of the school’s location.	Ball Charter Schools (Hearn) performs at or above the average performance of nearby schools in ELA and Math. Information regarding nearby schools is found on page 2.

Profile

The Charter Holder was granted a renewal charter in 2011.

Governance

Corporate Board Members
Charles Dyer
Marcus Harrison
John Huppenthal
Michael Larrabee

School Profile

School	Ball Charter Schools (Hearn)		
Date Open	August 1997		
Location	Phoenix		
Grades Served	K-8		
FY 14 Letter Grade	A		
	FY 15	FY 16	FY 17
ELA AzMERIT (39% ⁺)	52%	53%	58%
Math AzMERIT (40% ⁺)	47%	58%	67%
Science AIMS (53% ⁺)	88%	87%	90%

*FY 17 State Average Passing

Additional School Choices Serving Grades K - 8 within 5 Miles of Ball Charter Schools (Hearn)

Total Schools	FY 14 Letter Grade	Total Charter Schools	FY 17 State Assessment Data Greater than State Average			Subgroups within (±5%) of Charter Holder's Subgroup Data		
			ELA (>39%)	Math (>40%)	Science (>53%)	FRL (±5%)	ELL (±5%)	SPED (±5%)
12	A	6	11	11	12	5	12	8
24	B	3	15	14	17	0	16	5
13	C	1	2	5	3	1	4	0

Comparison of Nearby Schools to Ball Charter Schools (Hearn)

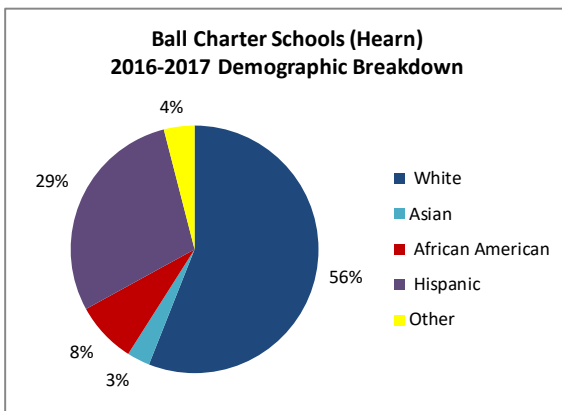
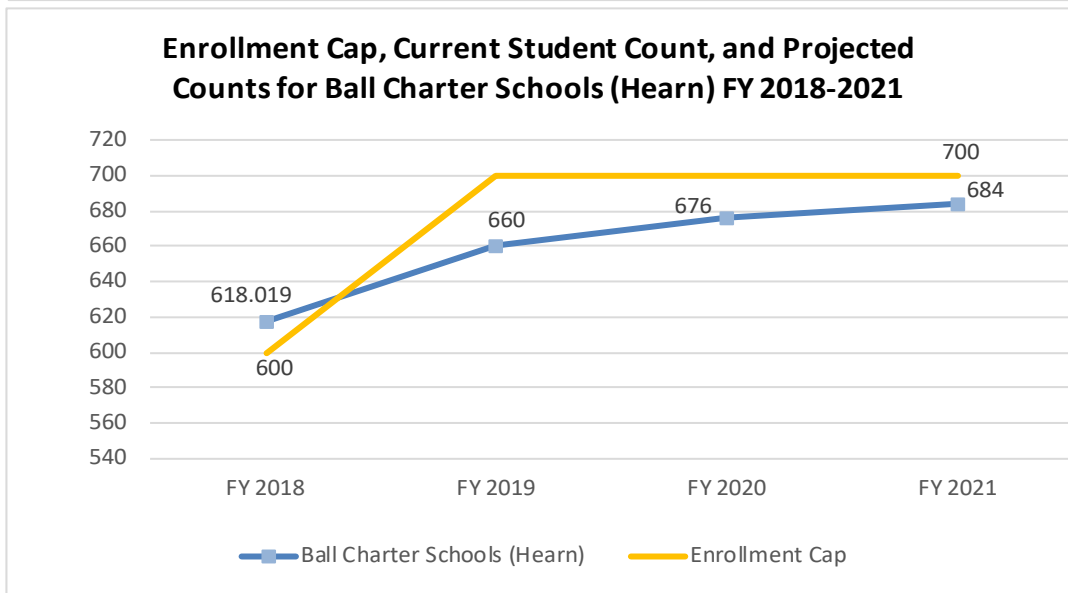
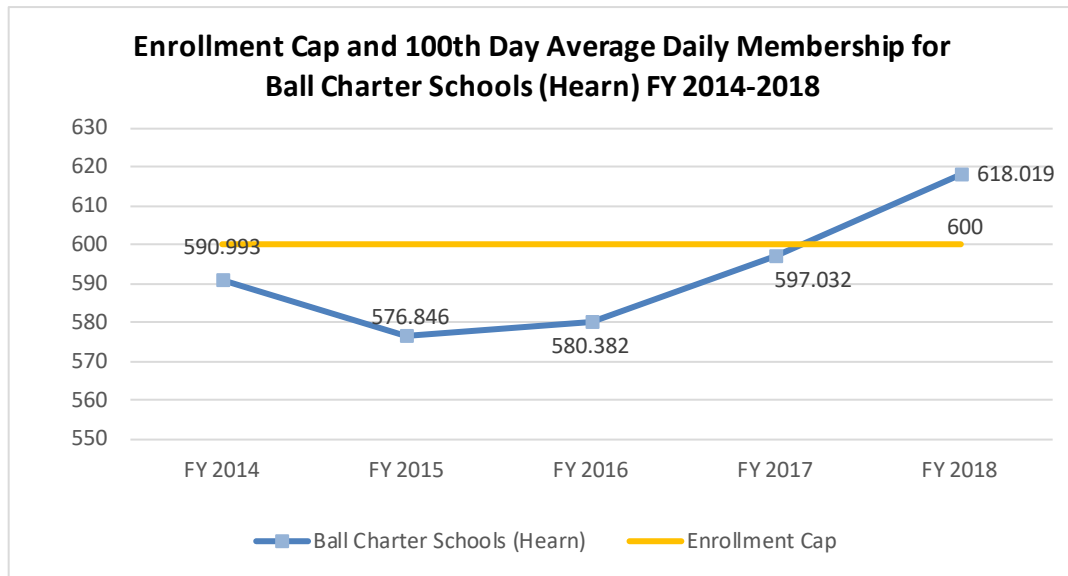
Total Schools	FY 14 Letter Grade	Total Charter Schools	FY 17 State Assessment Data Greater than Ball Charter Schools (Hearn)		
			AzMERIT ELA (>58%)	AzMERIT Math (>67%)	AIMS Science (>90%)
12	A	6	8	6	1
24	B	3	0	0	0
13	C	1	0	0	0
Total Number of Schools Performing Better than Ball Charter Schools (Hearn) (Percentage of Total)					
49	10 (20%)	8 (16%)	6 (12%)	1 (2%)	

Schools Associated with Ball Charter Schools (Hearn)

Schools operated by the same charter holder but under different charter contracts. Schools operated by a charter holder with at least fifty (50) percent of corporate board officers, directors, members, or partners in common.						
Charter Holder Name	Ball Charter Schools (Dobson)			Ball Charter Schools (Val Vista)		
School Name	Ball Charter Schools (Dobson)			Val Vista Academy		
FY 2014 Letter Grade	B			A		
Overall Rating	61.56			76.88		
	FY 15	FY 16	FY 17	FY 15	FY 16	FY 17
ELA AzMERIT (39% ⁺)	58%	55%	54%	52%	55%	53%
Math AzMERIT (40% ⁺)	47%	55%	47%	45%	53%	57%
Science AIMS (53% ⁺)	68%	73%	66%	73%	58%	68%

*FY 17 State Average Passing

Enrollment and Demographic Data
 100th Day Average Daily Membership for FY 2014–FY 2018.



2016-2017 Subgroup Data	
Free and Reduced Lunch	*
English Language Learners	4%
Special Education	5%

**If the percentage of students is 0% or 100%, or the group includes less than 10 students, the percentage for that group is redacted.*

