

AGENDA ITEM EXECUTIVE SUMMARY: Enrollment Cap Amendment Request

Request

Arizona Agribusiness & Equine Center, Inc.—Entity ID 85816 (“Charter Holder”) submitted an expansion request to increase its enrollment cap from 450 to 500, beginning in FY 2019. This enrollment cap accounts for 3 years of projected student enrollment.

See Appendix A: Amendment Request and Support Materials.

According to the Charter Holder’s narrative, Arizona Agribusiness & Equine Center–South Mountain (“AAEC-SMCC”) currently has 457 students enrolled and is anticipating an incoming freshman class of 135 students for FY 2019. AAEC-SMCC is requesting an enrollment cap increase to 500 students to accommodate the anticipated growth. AAEC-SMCC plans to hire one to two additional teaching staff to accommodate the additional students. The provided narrative states, “AAEC does not anticipate a need to change curriculum, assessment and instruction in order to meet its students’ academic needs even with the increase in enrollment as the school already has the textbooks and the classroom space to accommodate the additional students both for instruction and assessments.”

Three Year Plan

	FY 2018	FY 2019	FY 2020	FY 2021
Grade Levels	9-12	9-12	9-12	9-12
Enrollment	440	460	460	500

Staff Recommendation

The Charter Holder has met the criteria to receive a staff recommendation for expansion.

Staff Recommendation Criteria	Analysis
In operation for three years.	The Charter Holder has been in operation for 21 years.
“Meets the Board’s Operational Performance Expectations” based on the dashboards for the most recent two prior years and the current year.	The Charter Holder received an Overall Rating of “Meets” the Board’s Operational Performance Expectations.
“Meets the Board’s Financial Performance Expectations” based on the most recent dashboard.	The Charter Holder “Meets” the Financial Performance Expectations.
Past enrollment trends indicate the charter will exceed its enrollment cap within the next three years.	ADM in FY 2015 was 375.055, FY 2016 was 430.251, FY 2017 was 416.694, and FY 2018 (as of March 8, 2018) is 440.530. Based on this growth trend, the school will exceed its enrollment cap in FY 2019.
ADM is within 85% of current enrollment cap	According to ADE School Finance, the Charter Holder currently has an ADM of 440.530. The charter holder is currently operating at 98% of its enrollment cap of 450.
Each school operated by the charter holder: Performs at or above the average performance of a majority of schools within a five-mile radius of the school’s location	The school performs at or above the average performance of nearby schools in ELA and Math. Information regarding nearby schools is provided on page 2.

Profile

The Charter Holder was granted a renewal charter in 2011.

Governance

Corporate Board Members
Pamela Burns
Linda Proctor Downing
Irene Rassi

School Governing Body Members	Type
Pamela Burns	Charter Organization
Linda Proctor Downing	Charter Organization
Michael Larrabee	Unknown
Linda McCormick	Unknown
Kenneth Roberts	Unknown

School Profile

School Name	Arizona Agribusiness & Equine Center-South Mountain		
Date Open	July 1997		
Location	Phoenix		
Grades Served	9-12		
FY 14 Letter Grade	A		
	FY 15	FY 16	FY 17
ELA AzMERIT (39% ⁺)	31%	36%	39%
Math AzMERIT (40% ⁺)	34%	34%	38%
Science AIMS (53% ⁺)	40%	39%	36%

⁺FY 17 State Average Passing

Additional School Choices Serving Grades 9-12 within 5 Miles of AAEC – SMCC

Total Schools	FY 14 Letter Grade	Total Charter Schools	FY 17 State Assessment Data Greater than State Average			Subgroups within (±5%) of Charter Holder's Subgroup Data		
			ELA (>39%)	Math (>40%)	Science (>53%)	FRL (±5%)	ELL (±5%)	SPED (±5%)
3	A	2	1	2	1	0	*	1
1	B	1	0	0	0	0	*	1
4	C	3	2	1	2	0	*	1
3	N/A	3	0	0	0	0	*	0

*Because the percentage of ELL students is not available for the Charter Holder, comparison to nearby schools is not possible.

Comparison of Nearby Schools to AAEC – SMCC

Total Schools	FY 14 Letter Grade	Total Charter Schools	FY 17 State Assessment Data Greater than AAEC – SMCC Campus		
			AzMERIT ELA (>39%)	AzMERIT Math (>38%)	AIMS Science (>36%)
3	A	2	1	2	2
1	B	1	0	0	0
4	C	1	2	1	2
3	N/A	3	0	0	0
Total Number of Schools Performing Better than AAEC-SMCC (Percentage of Total)					
11		10 (90%)	3 (27%)	3 (27%)	4 (36%)

Schools Associated with AAEC – SMCC

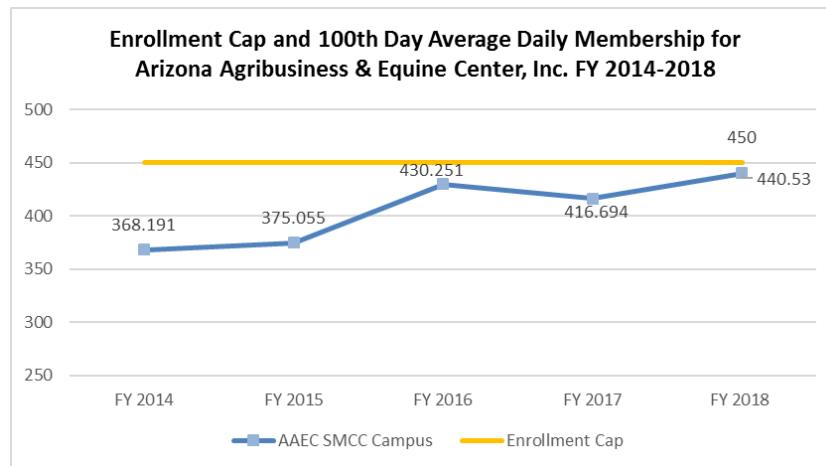
Schools operated by the same charter holder but under different charter contracts									
Charter Holder Name	Arizona Agribusiness & Equine Center, Inc. (Entity ID 91131)			Arizona Agribusiness & Equine Center, Inc. (Entity ID 87404)			Arizona Agribusiness & Equine Center, Inc. (Entity ID 90779)		
School Name	Arizona Agribusiness & Equine Center – Prescott Valley			Arizona Agribusiness & Equine Center – Red Mountain			Arizona Agribusiness & Equine Center – Estrella Mountain		
FY 2014 Letter Grade	A			A			A		
Overall Rating	79.41			82.5			92.5		
	FY 15	FY 16	FY 17	FY 15	FY 16	FY 17	FY 15	FY 16	FY 17
ELA AzMERIT (39%+)	51%	50%	43%	65%	62%	60%	51%	64%	65%
Math AzMERIT (40%+)	48%	47%	41%	56%	58%	43%	55%	58%	67%
Science AIMS (53%+)	79%	67%	65%	77%	68%	74%	70%	70%	70%

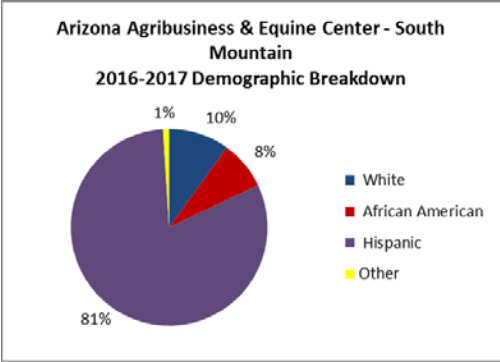
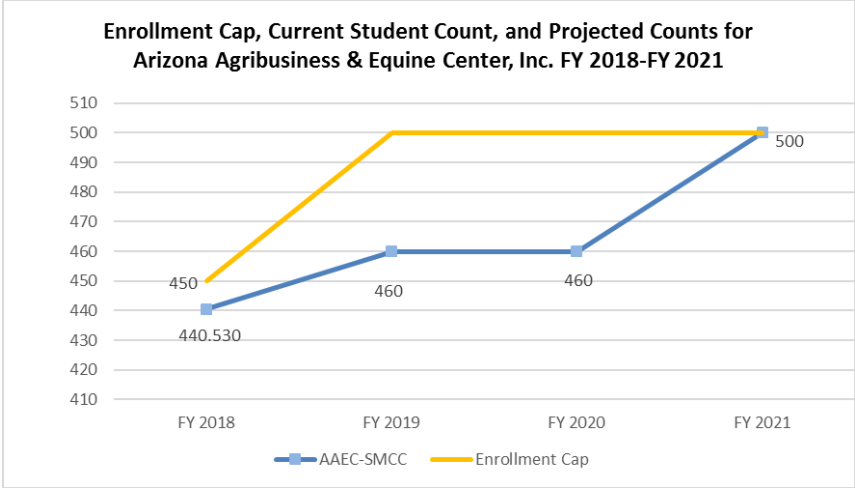
Charter Holder Name	Arizona Agribusiness & Equine Center, Inc. (Entity ID 6344)			Arizona Agribusiness & Equine Center, Inc. (Entity ID 134379)		
School Name	AAEC Paradise Valley			Arizona Agribusiness & Equine Center – Mesa		
FY 2014 Letter Grade	A			N/A		
Overall Rating	86.25			N/A		
	FY 15	FY 16	FY 17	This school opened in the 2017-2018 School year.		
ELA AzMERIT (39%+)	63%	65%	60%			
Math AzMERIT (40%+)	58%	53%	50%			
Science AIMS (53%+)	84%	69%	65%			

*FY 17 State Average Passing

Enrollment and Demographic Data

100th Day Average Daily Membership for FY 2014–2018.





2016-2017 Subgroup Data	
Free and Reduced Lunch	69%
English Language Learners	*
Special Education	6%

**If the percentage of students is 0% or 100%, or the group includes less than 10 students, the percentage for that group is redacted.*

